

# Fall 2013 Exit Survey Results

**Which of the following best describes your current status? (Please choose one)**

Response	Frequency	Percent	Mean: 3.57
Employed in the military.	0	0.00	<input type="text"/>
Employed.	3	42.86	<input type="text"/>
Continuing Education.	1	14.29	<input type="text"/>
Unemployed seeking work.	1	14.29	<input type="text"/>
Unemployed not seeking work.	0	0.00	<input type="text"/>
Employed and continuing my education.	2	28.57	<input type="text"/>
Self-employed.	0	0.00	<input type="text"/>
Continuing Education seeking work.	0	0.00	<input type="text"/>
<b>Missing</b>	0	0.00	<input type="text"/>

**Did you seek assistance from your LSC-O advisor regarding this transfer?**

Response	Frequency	Percent	Mean: 1.00
Yes	1	14.29	<input type="text"/>
No	0	0.00	<input type="text"/>
<b>Missing</b>	6	85.71	<input type="text"/>

**Please indicate your current status at the institution indicated.**

Response	Frequency	Percent	Mean: 2.00
Part-time less than 12 hours	0	0.00	<input type="text"/>
Full-time more than 12 hours	1	14.29	<input type="text"/>
<b>Missing</b>	6	85.71	<input type="text"/>

**Please indicate why you are continuing your education.**

Response	Frequency	Percent	Mean: -
To pursue a 4-year degree.	0	0.00	<input type="text"/>
To obtain additional course work related to present job.	0	0.00	<input type="text"/>
Unable to find employment in my occupational area.	0	0.00	<input type="text"/>
To obtain course work so as to change careers.	0	0.00	<input type="text"/>
<b>Missing</b>	7	100.00	<input type="text"/>

**Did you have problems transferring to the institution indicated?**

Response	Frequency	Percent	Mean: 2.00
Yes	0	0.00	<input type="text"/>
No	1	14.29	<input type="text"/>
<b>Missing</b>	6	85.71	<input type="text"/>

**Please indicate your current classification at the institution indicated.**

Response	Frequency	Percent	Mean: 1.00
Junior	1	14.29	<input type="text"/>
Senior	0	0.00	<input type="text"/>
Graduate student	0	0.00	<input type="text"/>
Other	0	0.00	<input type="text"/>
<b>Missing</b>	6	85.71	<input type="text"/>

# Fall 2013 Exit Survey Results

**How well did the LSC-O courses prepare you for continuing your education?**

Response	Frequency	Percent	Mean: -
Excellent	0	0.00	<input type="text"/>
Very Good	0	0.00	<input type="text"/>
Good	0	0.00	<input type="text"/>
Fair	0	0.00	<input type="text"/>
Poor	0	0.00	<input type="text"/>
<b>Missing</b>	7	100.00	<input type="text"/>

**The source of my original information leading to my present employment was:**

Response	Frequency	Percent	Mean: 5.00
Faculty	0	0.00	<input type="text"/>
Newspaper	0	0.00	<input type="text"/>
Applied Direct	1	14.29	<input type="text"/>
Internship	0	0.00	<input type="text"/>
Relative or Friend	0	0.00	<input type="text"/>
Other	2	28.57	<input type="text"/>
<b>Missing</b>	4	57.14	<input type="text"/>

**Please indicate your current employment status:**

Response	Frequency	Percent	Mean: 1.00
Full-Time	3	42.86	<input type="text"/>
Part-Time	0	0.00	<input type="text"/>
<b>Missing</b>	4	57.14	<input type="text"/>

**Employment is:**

Response	Frequency	Percent	Mean: 1.33
Related to the program taken at LSC-O	2	28.57	<input type="text"/>
Unrelated to the program taken at LSC-O	1	14.29	<input type="text"/>
<b>Missing</b>	4	57.14	<input type="text"/>

# Fall 2013 Exit Survey Results

**In what field are you currently employed? Please choose one of the following:**

Response	Frequency	Percent	Mean: 27.67
Please choose one:	0	0.00	<input type="text"/>
Administrative Assistant	0	0.00	<input type="text"/>
Business	1	14.29	<input type="text"/>
Business Management	0	0.00	<input type="text"/>
Business Management Accounting	0	0.00	<input type="text"/>
Business Management -Information Systems	0	0.00	<input type="text"/>
CISCO Network Specialist	0	0.00	<input type="text"/>
Communication Computer Science	0	0.00	<input type="text"/>
Criminal Justice	0	0.00	<input type="text"/>
Dental Assisting	0	0.00	<input type="text"/>
Education	0	0.00	<input type="text"/>
Education-Teaching EC12	0	0.00	<input type="text"/>
Education-Teaching EC4	0	0.00	<input type="text"/>
Emergency Medical Services-Basic	0	0.00	<input type="text"/>
Emergency Medical Services-Intermediate	0	0.00	<input type="text"/>
Entrepreneurship	0	0.00	<input type="text"/>
Forensic Science	0	0.00	<input type="text"/>
Horticulture	0	0.00	<input type="text"/>
Industrial Technology	0	0.00	<input type="text"/>
Information Technology Assistant	0	0.00	<input type="text"/>

**Please indicate why you are continuing your education.**

Response	Frequency	Percent	Mean: 2.00
To pursue a 4 year degree.	1	14.29	<input type="text"/>
To obtain additional course work related to present job.	0	0.00	<input type="text"/>
Unable to find employment in my occupational area.	1	14.29	<input type="text"/>
To obtain course work so as to change careers.	0	0.00	<input type="text"/>

## Fall 2013 Exit Survey Results

Information Technology Specialist	0	0.00	<div style="width: 0%; height: 15px; background-color: #ccc;"></div>
Instrumentation	0	0.00	<div style="width: 0%; height: 15px; background-color: #ccc;"></div>
Liberal Arts	0	0.00	<div style="width: 0%; height: 15px; background-color: #ccc;"></div>
Medical Administrative Assistant	0	0.00	<div style="width: 0%; height: 15px; background-color: #ccc;"></div>
Medical Laboratory Technology	0	0.00	<div style="width: 0%; height: 15px; background-color: #ccc;"></div>
Medical Office Assistant	0	0.00	<div style="width: 0%; height: 15px; background-color: #ccc;"></div>
Medical Office Professional	0	0.00	<div style="width: 0%; height: 15px; background-color: #ccc;"></div>
Medical Office Receptionist	0	0.00	<div style="width: 0%; height: 15px; background-color: #ccc;"></div>
Medical Office Transcriptionist	0	0.00	<div style="width: 0%; height: 15px; background-color: #ccc;"></div>
Natural Science	0	0.00	<div style="width: 0%; height: 15px; background-color: #ccc;"></div>
Office Assistant	0	0.00	<div style="width: 0%; height: 15px; background-color: #ccc;"></div>
Office Professional	0	0.00	<div style="width: 0%; height: 15px; background-color: #ccc;"></div>
Office Software Specialist	0	0.00	<div style="width: 0%; height: 15px; background-color: #ccc;"></div>
Pharmacy Technology	0	0.00	<div style="width: 0%; height: 15px; background-color: #ccc;"></div>
Process Technology	0	0.00	<div style="width: 0%; height: 15px; background-color: #ccc;"></div>
Sociology	0	0.00	<div style="width: 0%; height: 15px; background-color: #ccc;"></div>
Theater	0	0.00	<div style="width: 0%; height: 15px; background-color: #ccc;"></div>
Upward Mobility Nursing	1	14.29	<div style="width: 14.29%; height: 15px; background-color: blue;"></div>
Vocational Nursing	0	0.00	<div style="width: 0%; height: 15px; background-color: #ccc;"></div>
Other	1	14.29	<div style="width: 14.29%; height: 15px; background-color: blue;"></div>
<b>Missing</b>	<b>4</b>	<b>57.14</b>	<div style="width: 57.14%; height: 15px; background-color: blue;"></div>

<b>Missing</b>	<b>5</b>	<b>71.43</b>	<div style="width: 71.43%; height: 15px; background-color: blue;"></div>
----------------	----------	--------------	--

### Did you seek assistance from your LSC-O advisor regarding this transfer?

Response	Frequency	Percent	Mean: 2.00
Yes	0	0.00	<div style="width: 0%; height: 15px; background-color: #ccc;"></div>
No	2	28.57	<div style="width: 28.57%; height: 15px; background-color: blue;"></div>
<b>Missing</b>	<b>5</b>	<b>71.43</b>	<div style="width: 71.43%; height: 15px; background-color: blue;"></div>

### Did you have problems transferring to the college indicated?

Response	Frequency	Percent	Mean: 2.00
Yes	0	0.00	<div style="width: 0%; height: 15px; background-color: #ccc;"></div>
No	2	28.57	<div style="width: 28.57%; height: 15px; background-color: blue;"></div>
<b>Missing</b>	<b>5</b>	<b>71.43</b>	<div style="width: 71.43%; height: 15px; background-color: blue;"></div>

# Fall 2013 Exit Survey Results

**Please indicate your current status at the college indicated.**

Response	Frequency	Percent	Mean: 1.00
Part-time less than 12 hours	2	28.57	<div style="width: 28.57%; height: 15px; background-color: blue;"></div>
Full-time more than 12 hours	0	0.00	<div style="width: 0%; height: 15px; background-color: blue;"></div>
<b>Missing</b>	<b>5</b>	<b>71.43</b>	<div style="width: 71.43%; height: 15px; background-color: blue;"></div>

**How well did the LSC-O courses prepare you for continuing your education?**

Response	Frequency	Percent	Mean: 4.00
Very Poor	0	0.00	<div style="width: 0%; height: 15px; background-color: blue;"></div>
Poor	0	0.00	<div style="width: 0%; height: 15px; background-color: blue;"></div>
Average	1	14.29	<div style="width: 14.29%; height: 15px; background-color: blue;"></div>
Good	0	0.00	<div style="width: 0%; height: 15px; background-color: blue;"></div>
Very Good	1	14.29	<div style="width: 14.29%; height: 15px; background-color: blue;"></div>
<b>Missing</b>	<b>5</b>	<b>71.43</b>	<div style="width: 71.43%; height: 15px; background-color: blue;"></div>

**The source of my original information leading to my present employment was:**

Response	Frequency	Percent	Mean: 3.00
Faculty	0	0.00	<div style="width: 0%; height: 15px; background-color: blue;"></div>
Newspaper	0	0.00	<div style="width: 0%; height: 15px; background-color: blue;"></div>
Applied Direct	2	28.57	<div style="width: 28.57%; height: 15px; background-color: blue;"></div>
Internship	0	0.00	<div style="width: 0%; height: 15px; background-color: blue;"></div>
Relative or Friend	0	0.00	<div style="width: 0%; height: 15px; background-color: blue;"></div>
Other	0	0.00	<div style="width: 0%; height: 15px; background-color: blue;"></div>
<b>Missing</b>	<b>5</b>	<b>71.43</b>	<div style="width: 71.43%; height: 15px; background-color: blue;"></div>

**Please indicate your current classification at the college indicated.**

Response	Frequency	Percent	Mean: 2.50
Junior	1	14.29	<div style="width: 14.29%; height: 15px; background-color: blue;"></div>
Senior	0	0.00	<div style="width: 0%; height: 15px; background-color: blue;"></div>
Graduate student	0	0.00	<div style="width: 0%; height: 15px; background-color: blue;"></div>
Other	1	14.29	<div style="width: 14.29%; height: 15px; background-color: blue;"></div>
<b>Missing</b>	<b>5</b>	<b>71.43</b>	<div style="width: 71.43%; height: 15px; background-color: blue;"></div>

**Please indicate your current employment status:**

Response	Frequency	Percent	Mean: 1.00
Full-Time	2	28.57	<div style="width: 28.57%; height: 15px; background-color: blue;"></div>
Part-Time	0	0.00	<div style="width: 0%; height: 15px; background-color: blue;"></div>
<b>Missing</b>	<b>5</b>	<b>71.43</b>	<div style="width: 71.43%; height: 15px; background-color: blue;"></div>

**Employment is:**

Response	Frequency	Percent	Mean: 1.50
Related to the program taken at LSC-O	1	14.29	<div style="width: 14.29%; height: 15px; background-color: blue;"></div>
Unrelated to the program taken at LSC-O	1	14.29	<div style="width: 14.29%; height: 15px; background-color: blue;"></div>
<b>Missing</b>	<b>5</b>	<b>71.43</b>	<div style="width: 71.43%; height: 15px; background-color: blue;"></div>

# Fall 2013 Exit Survey Results

**In what field are you currently employed? Please choose one of the following:**

Response	Frequency	Percent	Mean: 21.50
Please choose one:	0	0.00	<input type="text"/>
Administrative Assistant	0	0.00	<input type="text"/>
Business	0	0.00	<input type="text"/>
Business Management	0	0.00	<input type="text"/>
Business Management Accounting	1	14.29	<input style="background-color: #0000FF; width: 100px; height: 15px;" type="text"/>
Business Management -Information Systems	0	0.00	<input type="text"/>
CISCO Network Specialist	0	0.00	<input type="text"/>
Communication Computer Science	0	0.00	<input type="text"/>
Criminal Justice	0	0.00	<input type="text"/>
Dental Assisting	0	0.00	<input type="text"/>
Education	0	0.00	<input type="text"/>
Education-Teaching EC12	0	0.00	<input type="text"/>
Education-Teaching EC4	0	0.00	<input type="text"/>
Emergency Medical Services-Basic	0	0.00	<input type="text"/>
Emergency Medical Services-Intermediate	0	0.00	<input type="text"/>
Entrepreneurship	0	0.00	<input type="text"/>
Forensic Science	0	0.00	<input type="text"/>
Industrial Technology	0	0.00	<input type="text"/>
Information Technology Assistant	0	0.00	<input type="text"/>
Information Technology Specialist	0	0.00	<input type="text"/>
Liberal Arts	0	0.00	<input type="text"/>
Medical Administrative Assistant	0	0.00	<input type="text"/>

**How would you rate the availability of jobs in the Dental Assisting field?**

Response	Frequency	Percent	Mean: -
Very poor	0	0.00	<input type="text"/>
Poor	0	0.00	<input type="text"/>
Average	0	0.00	<input type="text"/>
Good	0	0.00	<input type="text"/>
Very good	0	0.00	<input type="text"/>

## Fall 2013 Exit Survey Results

Medical Laboratory Technology	0	0.00	<div style="width: 0%;"></div>
Medical Office Assistant	0	0.00	<div style="width: 0%;"></div>
Medical Office Professional	0	0.00	<div style="width: 0%;"></div>
Medical Office Receptionist	0	0.00	<div style="width: 0%;"></div>
Medical Office Transcriptionist	0	0.00	<div style="width: 0%;"></div>
Natural Science	0	0.00	<div style="width: 0%;"></div>
Office Assistant	0	0.00	<div style="width: 0%;"></div>
Office Professional	0	0.00	<div style="width: 0%;"></div>
Office Software Specialist	0	0.00	<div style="width: 0%;"></div>
Pharmacy Technology	0	0.00	<div style="width: 0%;"></div>
Process Technology	0	0.00	<div style="width: 0%;"></div>
Sociology	0	0.00	<div style="width: 0%;"></div>
Upward Mobility	0	0.00	<div style="width: 0%;"></div>
Nursing Vocational Nursing	0	0.00	<div style="width: 0%;"></div>
Other	1	14.29	<div style="width: 14.29%;"></div>
<b>Missing</b>	<b>5</b>	<b>71.43</b>	<div style="width: 71.43%; background-color: blue;"></div>

<b>Missing</b>	<b>7</b>	<b>100.00</b>	<div style="width: 100%; background-color: blue;"></div>
----------------	----------	---------------	--

**Do you feel that your time spent at LSC-O was beneficial in enabling you to acquire employment in the dental field?**

Response	Frequency	Percent	Mean: -
Yes	0	0.00	<div style="width: 0%;"></div>
No	0	0.00	<div style="width: 0%;"></div>
<b>Missing</b>	<b>7</b>	<b>100.00</b>	<div style="width: 100%; background-color: blue;"></div>

**How would you rate the availability of jobs in the Criminal Justice field?**

Response	Frequency	Percent	Mean: -
Very poor	0	0.00	<div style="width: 0%;"></div>
Poor	0	0.00	<div style="width: 0%;"></div>
Average	0	0.00	<div style="width: 0%;"></div>
Good	0	0.00	<div style="width: 0%;"></div>
Very good	0	0.00	<div style="width: 0%;"></div>
<b>Missing</b>	<b>7</b>	<b>100.00</b>	<div style="width: 100%; background-color: blue;"></div>

**Did your LSC-O degree or certification help you obtain employment?**


Response	Frequency	Percent	Mean: -
Yes	0	0.00	<div style="width: 0%;"></div>
No	0	0.00	<div style="width: 0%;"></div>
<b>Missing</b>	<b>7</b>	<b>100.00</b>	<div style="width: 100%; background-color: blue;"></div>

**Were you able to enter other fields of employment related to the discipline of criminal justice?**


Response	Frequency	Percent	Mean: -
Yes	0	0.00	<div style="width: 0%;"></div>
No	0	0.00	<div style="width: 0%;"></div>
<b>Missing</b>	<b>7</b>	<b>100.00</b>	<div style="width: 100%; background-color: blue;"></div>

## Fall 2013 Exit Survey Results



**Did the Criminal Justice studies help prepare you for a career in law enforcement?**

Response	Frequency	Percent	Mean: -
Yes	0	0.00	<input type="text"/>
No	0	0.00	<input type="text"/>
<b>Missing</b>	<b>7</b>	<b>100.00</b>	



**Do you delegate or supervise LVN's/LPN's or Nursing Assistants?**

Response	Frequency	Percent	Mean: -
Yes	0	0.00	<input type="text"/>
No	0	0.00	<input type="text"/>
<b>Missing</b>	<b>7</b>	<b>100.00</b>	



**Do you write Nursing Care Plans, Critical Paths/Maps for your clients?**

Response	Frequency	Percent	Mean: 2.00
Yes	0	0.00	<input type="text"/>
No	1	14.29	
<b>Missing</b>	<b>6</b>	<b>85.71</b>	



**How would you rate the availability of jobs in the Nursing field?**

Response	Frequency	Percent	Mean: 4.00
Very poor	0	0.00	<input type="text"/>
Poor	0	0.00	<input type="text"/>
Average	0	0.00	<input type="text"/>
Good	1	14.29	
Very good	0	0.00	<input type="text"/>
<b>Missing</b>	<b>6</b>	<b>85.71</b>	

**Do you have any Resource Nurse or Charge Nurse responsibilities?**

Response	Frequency	Percent	Mean: 1.00
Yes	1	14.29	
No	0	0.00	<input type="text"/>
<b>Missing</b>	<b>6</b>	<b>85.71</b>	

**Do you have a certification in a Nursing Speciality?**

Response	Frequency	Percent	Mean: 2.00
Yes	0	0.00	<input type="text"/>
No	1	14.29	
<b>Missing</b>	<b>6</b>	<b>85.71</b>	



# Fall 2013 Exit Survey Results

**Identify your current area(s) of concentration or nursing speciality (choose all that apply):**

Response	Frequency	Percent	Mean: 5.00
Medical-Surgical	0	0.00	<input type="text"/>
Maternal-Child	0	0.00	<input type="text"/>
Pediatric	0	0.00	<input type="text"/>
Home Health	0	0.00	<input type="text"/>
Emergency/Trauma	1	14.29	<input type="text"/>
Geriatric or Long-term Care	0	0.00	<input type="text"/>
School Nursing	0	0.00	<input type="text"/>
Critical Care	0	0.00	<input type="text"/>
Hospice	0	0.00	<input type="text"/>
Psychiatric	0	0.00	<input type="text"/>
Rehabilitation	0	0.00	<input type="text"/>
OR/PACU/ACU	0	0.00	<input type="text"/>
Public Health Nursing	0	0.00	<input type="text"/>
<b>Missing</b>	<b>6</b>	<b>85.71</b>	<input type="text"/>

**How would you rate the availability of jobs in the Nursing field?**

Response	Frequency	Percent	Mean: -
Very poor	0	0.00	<input type="text"/>
Poor	0	0.00	<input type="text"/>
Average	0	0.00	<input type="text"/>
Good	0	0.00	<input type="text"/>
Very good	0	0.00	<input type="text"/>
<b>Missing</b>	<b>7</b>	<b>100.00</b>	<input type="text"/>

**How would you rate the availability of jobs in the Information Technology field?**

Response	Frequency	Percent	Mean: -
Very poor	0	0.00	<input type="text"/>
Poor	0	0.00	<input type="text"/>
Average	0	0.00	<input type="text"/>
Good	0	0.00	<input type="text"/>
Very good	0	0.00	<input type="text"/>
<b>Missing</b>	<b>7</b>	<b>100.00</b>	<input type="text"/>

**Please indicate your future career goals:**

Response	Frequency	Percent	Mean: 1.00
To work toward a BS in Nursing	1	14.29	<input type="text"/>
To obtain an Advanced Practice Degree in Nursing	0	0.00	<input type="text"/>
To continue in present position	0	0.00	<input type="text"/>
To change careers within the next year	0	0.00	<input type="text"/>
Other	0	0.00	<input type="text"/>
<b>Missing</b>	<b>6</b>	<b>85.71</b>	<input type="text"/>

**Do you plan to return to LSC-O to continue your education?**

Response	Frequency	Percent	Mean: -
Yes	0	0.00	<input type="text"/>
No	0	0.00	<input type="text"/>
<b>Missing</b>	<b>7</b>	<b>100.00</b>	<input type="text"/>

**Did the degree/certificate you received from LSC-O help you obtain your current job?**

Response	Frequency	Percent	Mean: -
Yes	0	0.00	<input type="text"/>
No	0	0.00	<input type="text"/>
<b>Missing</b>	<b>7</b>	<b>100.00</b>	<input type="text"/>

# Fall 2013 Exit Survey Results

**Do you feel the Information Technology curriculum helped prepare you for your career in the field?**

Response	Frequency	Percent	Mean: -
Yes	0	0.00	
No	0	0.00	
<b>Missing</b>	7	100.00	

**How would you rate the availability of jobs in the Business Management/Accounting field?**

Response	Frequency	Percent	Mean: -
Very poor	0	0.00	
Poor	0	0.00	
Average	0	0.00	
Good	0	0.00	
Very good	0	0.00	
<b>Missing</b>	7	100.00	

**Did the degree/certificate you received from LSC-O help you obtain your current job?**

Response	Frequency	Percent	Mean: -
Yes	0	0.00	
No	0	0.00	
<b>Missing</b>	7	100.00	

**Do you feel the Business Management/Accounting curriculum helped prepare you for your career in the field?**

Response	Frequency	Percent	Mean: -
Yes	0	0.00	
No	0	0.00	
<b>Missing</b>	7	100.00	

## Accounting

Response	Frequency	Percent	Mean: -
Extensive	0	0.00	
Above Average	0	0.00	
Average	0	0.00	
Some-what	0	0.00	
None	0	0.00	
<b>Missing</b>	7	100.00	

## Computerized Accounting

Response	Frequency	Percent	Mean: -
Extensive	0	0.00	
Above Average	0	0.00	
Average	0	0.00	
Some-what	0	0.00	
None	0	0.00	
<b>Missing</b>	7	100.00	

## Supervision

Response	Frequency	Percent	Mean: -
Extensive	0	0.00	
Above Average	0	0.00	
Average	0	0.00	
Some-what	0	0.00	
None	0	0.00	
<b>Missing</b>	7	100.00	

## Business Principles

Response	Frequency	Percent	Mean: -
Extensive	0	0.00	
Above Average	0	0.00	
Average	0	0.00	
Some-what	0	0.00	
None	0	0.00	
<b>Missing</b>	7	100.00	

## Personal Finance

Response	Frequency	Percent	Mean: -
Extensive	0	0.00	
Above Average	0	0.00	
Average	0	0.00	
Some-what	0	0.00	
None	0	0.00	
<b>Missing</b>	7	100.00	

## Principles of Economics

Response	Frequency	Percent	Mean: -
Extensive	0	0.00	
Above Average	0	0.00	
Average	0	0.00	
Some-what	0	0.00	
None	0	0.00	
<b>Missing</b>	7	100.00	

# Fall 2013 Exit Survey Results

## Principles of Marketing

Response	Frequency	Percent	Mean: -
Extensive	0	0.00	<input type="text"/>
Above Average	0	0.00	<input type="text"/>
Average	0	0.00	<input type="text"/>
Some-what	0	0.00	<input type="text"/>
None	0	0.00	<input type="text"/>
<b>Missing</b>	<b>7</b>	<b>100.00</b>	<b><input type="text"/></b>

## Business Law

Response	Frequency	Percent	Mean: -
Extensive	0	0.00	<input type="text"/>
Above Average	0	0.00	<input type="text"/>
Average	0	0.00	<input type="text"/>
Some-what	0	0.00	<input type="text"/>
None	0	0.00	<input type="text"/>
<b>Missing</b>	<b>7</b>	<b>100.00</b>	<b><input type="text"/></b>

## Word Processing

Response	Frequency	Percent	Mean: -
Extensive	0	0.00	<input type="text"/>
Above Average	0	0.00	<input type="text"/>
Average	0	0.00	<input type="text"/>
Some-what	0	0.00	<input type="text"/>
None	0	0.00	<input type="text"/>
<b>Missing</b>	<b>7</b>	<b>100.00</b>	<b><input type="text"/></b>

## Spreadsheets

Response	Frequency	Percent	Mean: -
Extensive	0	0.00	<input type="text"/>
Above Average	0	0.00	<input type="text"/>
Average	0	0.00	<input type="text"/>
Some-what	0	0.00	<input type="text"/>
None	0	0.00	<input type="text"/>
<b>Missing</b>	<b>7</b>	<b>100.00</b>	<b><input type="text"/></b>

## Database

Response	Frequency	Percent	Mean: -
Extensive	0	0.00	<input type="text"/>
Above Average	0	0.00	<input type="text"/>
Average	0	0.00	<input type="text"/>
Some-what	0	0.00	<input type="text"/>
None	0	0.00	<input type="text"/>
<b>Missing</b>	<b>7</b>	<b>100.00</b>	<b><input type="text"/></b>

## Microcomputer Applications

Response	Frequency	Percent	Mean: -
Extensive	0	0.00	<input type="text"/>
Above Average	0	0.00	<input type="text"/>
Average	0	0.00	<input type="text"/>
Some-what	0	0.00	<input type="text"/>
None	0	0.00	<input type="text"/>
<b>Missing</b>	<b>7</b>	<b>100.00</b>	<b><input type="text"/></b>

## Business Correspondence

Response	Frequency	Percent	Mean: -
Extensive	0	0.00	<input type="text"/>
Above Average	0	0.00	<input type="text"/>
Average	0	0.00	<input type="text"/>
Some-what	0	0.00	<input type="text"/>
None	0	0.00	<input type="text"/>
<b>Missing</b>	<b>7</b>	<b>100.00</b>	<b><input type="text"/></b>

## How would you rate the availability of jobs in the Pharmacy Technology field?

Response	Frequency	Percent	Mean: -
Very poor	0	0.00	<input type="text"/>
Poor	0	0.00	<input type="text"/>
Average	0	0.00	<input type="text"/>
Good	0	0.00	<input type="text"/>
Very good	0	0.00	<input type="text"/>
<b>Missing</b>	<b>7</b>	<b>100.00</b>	<b><input type="text"/></b>

## What type of pharmacy are you working for?

Response	Frequency	Percent	Mean: -
Retail	0	0.00	<input type="text"/>
Institutional	0	0.00	<input type="text"/>
Mail-order	0	0.00	<input type="text"/>
Long-term care	0	0.00	<input type="text"/>
<b>Missing</b>	<b>7</b>	<b>100.00</b>	<b><input type="text"/></b>

## Did you receive a higher level of entry for passing the pharmacy program?

Response	Frequency	Percent	Mean: -
Level 1	0	0.00	<input type="text"/>
Level 2	0	0.00	<input type="text"/>
Level 3	0	0.00	<input type="text"/>
<b>Missing</b>	<b>7</b>	<b>100.00</b>	<b><input type="text"/></b>

# Fall 2013 Exit Survey Results

**Was the Pharmacy Technology program helpful with the insight of day-to-day activities at the pharmacy where you are working?**

Response	Frequency	Percent	Mean: -
Yes	0	0.00	<input type="text"/>
No	0	0.00	<input type="text"/>
<b>Missing</b>	7	100.00	<input style="background-color: blue; color: white;" type="text"/>

**Are you planning to continue your education?**

Response	Frequency	Percent	Mean: -
Yes	0	0.00	<input type="text"/>
No	0	0.00	<input type="text"/>
<b>Missing</b>	7	100.00	<input style="background-color: blue; color: white;" type="text"/>

**Do you feel that the Education curriculum at Lamar State College-Orange helped prepare you for your career in the field?**

Response	Frequency	Percent	Mean: -
Yes	0	0.00	<input type="text"/>
No	0	0.00	<input type="text"/>
<b>Missing</b>	7	100.00	<input style="background-color: blue; color: white;" type="text"/>

**Do you feel that the education you received at Lamar State College-Orange prepared you for your current position?**

Response	Frequency	Percent	Mean: -
Yes	0	0.00	<input type="text"/>
No	0	0.00	<input type="text"/>
<b>Missing</b>	7	100.00	<input style="background-color: blue; color: white;" type="text"/>

**Did the degree/certificate you received from LSC-O help you obtain your current job?**

Response	Frequency	Percent	Mean: -
Yes	0	0.00	<input type="text"/>
No	0	0.00	<input type="text"/>
<b>Missing</b>	7	100.00	<input style="background-color: blue; color: white;" type="text"/>

**How would you rate the availability of jobs in the Education field?**

Response	Frequency	Percent	Mean: -
Very poor	0	0.00	<input type="text"/>
Poor	0	0.00	<input type="text"/>
Average	0	0.00	<input type="text"/>
Good	0	0.00	<input type="text"/>
Very good	0	0.00	<input type="text"/>
<b>Missing</b>	7	100.00	<input style="background-color: blue; color: white;" type="text"/>

**If so, are you planning to continue on the Education track?**

Response	Frequency	Percent	Mean: -
Yes	0	0.00	<input type="text"/>
No	0	0.00	<input type="text"/>
Not applicable	0	0.00	<input type="text"/>
<b>Missing</b>	7	100.00	<input style="background-color: blue; color: white;" type="text"/>

**How would you rate the availability of jobs in your current field?**

Response	Frequency	Percent	Mean: 3.00
Very poor	0	0.00	<input type="text"/>
Poor	0	0.00	<input type="text"/>
Average	1	14.29	<input type="text"/>
Good	0	0.00	<input type="text"/>
Very good	0	0.00	<input type="text"/>
<b>Missing</b>	6	85.71	<input style="background-color: blue; color: white;" type="text"/>

**How would you rate the availability of jobs in the Medical Office Technology field?**

Response	Frequency	Percent	Mean: 3.00
Very poor	0	0.00	<input type="text"/>
Poor	0	0.00	<input type="text"/>
Average	1	14.29	<input type="text"/>
Good	0	0.00	<input type="text"/>
Very good	0	0.00	<input type="text"/>
<b>Missing</b>	6	85.71	<input style="background-color: blue; color: white;" type="text"/>

**Do you feel the Information Technology curriculum helped prepare you for your career in the field?**

Response	Frequency	Percent	Mean: -
Yes	0	0.00	<input type="text"/>
No	0	0.00	<input type="text"/>
<b>Missing</b>	7	100.00	<input style="background-color: blue; color: white;" type="text"/>

# Fall 2013 Exit Survey Results

## Keyboarding Speed/Accuracy

Response	Frequency	Percent	Mean: 2.50
Extensive	0	0.00	<input type="text"/>
Above Average	1	14.29	<input type="text"/>
Average	1	14.29	<input type="text"/>
Some-what	0	0.00	<input type="text"/>
None	0	0.00	<input type="text"/>
<b>Missing</b>	<b>5</b>	<b>71.43</b>	<input type="text"/>

## HIPPA policies

Response	Frequency	Percent	Mean: -
Extensive	0	0.00	<input type="text"/>
Above Average	0	0.00	<input type="text"/>
Average	0	0.00	<input type="text"/>
Some-what	0	0.00	<input type="text"/>
None	0	0.00	<input type="text"/>
<b>Missing</b>	<b>7</b>	<b>100.00</b>	<input type="text"/>

## Document Formatting

Response	Frequency	Percent	Mean: -
Extensive	0	0.00	<input type="text"/>
Above Average	0	0.00	<input type="text"/>
Average	0	0.00	<input type="text"/>
Some-what	0	0.00	<input type="text"/>
None	0	0.00	<input type="text"/>
<b>Missing</b>	<b>7</b>	<b>100.00</b>	<input type="text"/>

## English Grammar/Punctuation

Response	Frequency	Percent	Mean: -
Extensive	0	0.00	<input type="text"/>
Above Average	0	0.00	<input type="text"/>
Average	0	0.00	<input type="text"/>
Some-what	0	0.00	<input type="text"/>
None	0	0.00	<input type="text"/>
<b>Missing</b>	<b>7</b>	<b>100.00</b>	<input type="text"/>

## Business Machines (Copier/Fax)

Response	Frequency	Percent	Mean: -
Extensive	0	0.00	<input type="text"/>
Above Average	0	0.00	<input type="text"/>
Average	0	0.00	<input type="text"/>
Some-what	0	0.00	<input type="text"/>
None	0	0.00	<input type="text"/>
<b>Missing</b>	<b>7</b>	<b>100.00</b>	<input type="text"/>

## E-mail

Response	Frequency	Percent	Mean: -
Extensive	0	0.00	<input type="text"/>
Above Average	0	0.00	<input type="text"/>
Average	0	0.00	<input type="text"/>
Some-what	0	0.00	<input type="text"/>
None	0	0.00	<input type="text"/>
<b>Missing</b>	<b>7</b>	<b>100.00</b>	<input type="text"/>

## Medical Office Procedures

Response	Frequency	Percent	Mean: -
Extensive	0	0.00	<input type="text"/>
Above Average	0	0.00	<input type="text"/>
Average	0	0.00	<input type="text"/>
Some-what	0	0.00	<input type="text"/>
None	0	0.00	<input type="text"/>
<b>Missing</b>	<b>7</b>	<b>100.00</b>	<input type="text"/>

## Medical Insurance and Billing

Response	Frequency	Percent	Mean: -
Extensive	0	0.00	<input type="text"/>
Above Average	0	0.00	<input type="text"/>
Average	0	0.00	<input type="text"/>
Some-what	0	0.00	<input type="text"/>
None	0	0.00	<input type="text"/>
<b>Missing</b>	<b>7</b>	<b>100.00</b>	<input type="text"/>

## Medical Coding

Response	Frequency	Percent	Mean: -
Extensive	0	0.00	<input type="text"/>
Above Average	0	0.00	<input type="text"/>
Average	0	0.00	<input type="text"/>
Some-what	0	0.00	<input type="text"/>
None	0	0.00	<input type="text"/>
<b>Missing</b>	<b>7</b>	<b>100.00</b>	<input type="text"/>

## Medical Software

Response	Frequency	Percent	Mean: -
Extensive	0	0.00	<input type="text"/>
Above Average	0	0.00	<input type="text"/>
Average	0	0.00	<input type="text"/>
Some-what	0	0.00	<input type="text"/>
None	0	0.00	<input type="text"/>
<b>Missing</b>	<b>7</b>	<b>100.00</b>	<input type="text"/>

# Fall 2013 Exit Survey Results

## Medical Terminology

Response	Frequency	Percent	Mean: -
Extensive	0	0.00	
Above Average	0	0.00	
Average	0	0.00	
Some-what	0	0.00	
None	0	0.00	
<b>Missing</b>	<b>7</b>	<b>100.00</b>	

## Biology

Response	Frequency	Percent	Mean: 3.00
Extensive	0	0.00	
Above Average	0	0.00	
Average	1	14.29	
Some-what	0	0.00	
None	0	0.00	
<b>Missing</b>	<b>6</b>	<b>85.71</b>	

## Business Correspondence

Response	Frequency	Percent	Mean: -
Extensive	0	0.00	
Above Average	0	0.00	
Average	0	0.00	
Some-what	0	0.00	
None	0	0.00	
<b>Missing</b>	<b>7</b>	<b>100.00</b>	

## Medical Documentation

Response	Frequency	Percent	Mean: -
Extensive	0	0.00	
Above Average	0	0.00	
Average	0	0.00	
Some-what	0	0.00	
None	0	0.00	
<b>Missing</b>	<b>7</b>	<b>100.00</b>	

## Communications with Insurance Companies for appeals, denials, etc.

Response	Frequency	Percent	Mean: -
Extensive	0	0.00	
Above Average	0	0.00	
Average	0	0.00	
Some-what	0	0.00	
None	0	0.00	
<b>Missing</b>	<b>7</b>	<b>100.00</b>	

## How would you rate the availability of jobs in the Office Technology field?

Response	Frequency	Percent	Mean: -
Very poor	0	0.00	
Poor	0	0.00	
Average	0	0.00	
Good	0	0.00	
Very good	0	0.00	
<b>Missing</b>	<b>7</b>	<b>100.00</b>	

## Did the degree/certificate you received from LSC-O help you obtain your current job?

Response	Frequency	Percent	Mean: -
Yes	0	0.00	
No	0	0.00	
<b>Missing</b>	<b>7</b>	<b>100.00</b>	

## Do you feel the Office Technology curriculum helped prepare you for your career in the field?

Response	Frequency	Percent	Mean: -
Yes	0	0.00	
No	0	0.00	
<b>Missing</b>	<b>7</b>	<b>100.00</b>	

## Keyboarding Speed/Accuracy

Response	Frequency	Percent	Mean: -
Extensive	0	0.00	
Above Average	0	0.00	
Average	0	0.00	
Some-what	0	0.00	
None	0	0.00	
<b>Missing</b>	<b>7</b>	<b>100.00</b>	

## 10-key Speed/Accuracy

Response	Frequency	Percent	Mean: -
Extensive	0	0.00	
Above Average	0	0.00	
Average	0	0.00	
Some-what	0	0.00	
None	0	0.00	
<b>Missing</b>	<b>7</b>	<b>100.00</b>	

# Fall 2013 Exit Survey Results

## Document Formatting

Response	Frequency	Percent	Mean: -
Extensive	0	0.00	<input type="text"/>
Above Average	0	0.00	<input type="text"/>
Average	0	0.00	<input type="text"/>
Some-what	0	0.00	<input type="text"/>
None	0	0.00	<input type="text"/>
<b>Missing</b>	7	100.00	<input type="text"/>

## English Grammar/Punctuation

Response	Frequency	Percent	Mean: -
Extensive	0	0.00	<input type="text"/>
Above Average	0	0.00	<input type="text"/>
Average	0	0.00	<input type="text"/>
Some-what	0	0.00	<input type="text"/>
None	0	0.00	<input type="text"/>
<b>Missing</b>	7	100.00	<input type="text"/>

## Business Machines (Copier/Fax)

Response	Frequency	Percent	Mean: -
Extensive	0	0.00	<input type="text"/>
Above Average	0	0.00	<input type="text"/>
Average	0	0.00	<input type="text"/>
Some-what	0	0.00	<input type="text"/>
None	0	0.00	<input type="text"/>
<b>Missing</b>	7	100.00	<input type="text"/>

## E-mail

Response	Frequency	Percent	Mean: -
Extensive	0	0.00	<input type="text"/>
Above Average	0	0.00	<input type="text"/>
Average	0	0.00	<input type="text"/>
Some-what	0	0.00	<input type="text"/>
None	0	0.00	<input type="text"/>
<b>Missing</b>	7	100.00	<input type="text"/>

## Advanced Office Procedures

Response	Frequency	Percent	Mean: -
Extensive	0	0.00	<input type="text"/>
Above Average	0	0.00	<input type="text"/>
Average	0	0.00	<input type="text"/>
Some-what	0	0.00	<input type="text"/>
None	0	0.00	<input type="text"/>
<b>Missing</b>	7	100.00	<input type="text"/>

## Word Processing

Response	Frequency	Percent	Mean: -
Extensive	0	0.00	<input type="text"/>
Above Average	0	0.00	<input type="text"/>
Average	0	0.00	<input type="text"/>
Some-what	0	0.00	<input type="text"/>
None	0	0.00	<input type="text"/>
<b>Missing</b>	7	100.00	<input type="text"/>

## Spreadsheets

Response	Frequency	Percent	Mean: -
Extensive	0	0.00	<input type="text"/>
Above Average	0	0.00	<input type="text"/>
Average	0	0.00	<input type="text"/>
Some-what	0	0.00	<input type="text"/>
None	0	0.00	<input type="text"/>
<b>Missing</b>	7	100.00	<input type="text"/>

## Database

Response	Frequency	Percent	Mean: -
Extensive	0	0.00	<input type="text"/>
Above Average	0	0.00	<input type="text"/>
Average	0	0.00	<input type="text"/>
Some-what	0	0.00	<input type="text"/>
None	0	0.00	<input type="text"/>
<b>Missing</b>	7	100.00	<input type="text"/>

## Desktop Publishing

Response	Frequency	Percent	Mean: -
Extensive	0	0.00	<input type="text"/>
Above Average	0	0.00	<input type="text"/>
Average	0	0.00	<input type="text"/>
Some-what	0	0.00	<input type="text"/>
None	0	0.00	<input type="text"/>
<b>Missing</b>	7	100.00	<input type="text"/>

## Internet/Web Page Design

Response	Frequency	Percent	Mean: -
Extensive	0	0.00	<input type="text"/>
Above Average	0	0.00	<input type="text"/>
Average	0	0.00	<input type="text"/>
Some-what	0	0.00	<input type="text"/>
None	0	0.00	<input type="text"/>
<b>Missing</b>	7	100.00	<input type="text"/>

# Fall 2013 Exit Survey Results

## Business Correspondence

Response	Frequency	Percent	Mean: -
Extensive	0	0.00	
Above Average	0	0.00	
Average	0	0.00	
Some-what	0	0.00	
None	0	0.00	
<b>Missing</b>	<b>7</b>	<b>100.00</b>	

## Accounting

Response	Frequency	Percent	Mean: -
Extensive	0	0.00	
Above Average	0	0.00	
Average	0	0.00	
Some-what	0	0.00	
None	0	0.00	
<b>Missing</b>	<b>7</b>	<b>100.00</b>	

## Computerized Accounting

Response	Frequency	Percent	Mean: -
Extensive	0	0.00	
Above Average	0	0.00	
Average	0	0.00	
Some-what	0	0.00	
None	0	0.00	
<b>Missing</b>	<b>7</b>	<b>100.00</b>	

## Interpersonal Communications

Response	Frequency	Percent	Mean: -
Extensive	0	0.00	
Above Average	0	0.00	
Average	0	0.00	
Some-what	0	0.00	
None	0	0.00	
<b>Missing</b>	<b>7</b>	<b>100.00</b>	

## How would you rate the availability of jobs in the Industrial/Plant Process Operating field?

Response	Frequency	Percent	Mean: -
Very poor	0	0.00	
Poor	0	0.00	
Average	0	0.00	
Good	0	0.00	
Very good	0	0.00	
<b>Missing</b>	<b>7</b>	<b>100.00</b>	

## Was the training acquired at Lamar State College-Orange useful to your career?

Response	Frequency	Percent	Mean: -
Very useful	0	0.00	
Somewhat useful	0	0.00	
Not very useful	0	0.00	
Not at all useful	0	0.00	
<b>Missing</b>	<b>7</b>	<b>100.00</b>	

## How would you rate the availability of jobs in the MLT field?

Response	Frequency	Percent	Mean: -
Very poor	0	0.00	
Poor	0	0.00	
Average	0	0.00	
Good	0	0.00	
Very good	0	0.00	
<b>Missing</b>	<b>7</b>	<b>100.00</b>	

## Are you currently employed in a health care/laboratory facility?

Response	Frequency	Percent	Mean: -
Yes	0	0.00	
No	0	0.00	
<b>Missing</b>	<b>7</b>	<b>100.00</b>	

## Are you professionally satisfied with your current position?

Response	Frequency	Percent	Mean: -
Yes	0	0.00	
No	0	0.00	
<b>Missing</b>	<b>7</b>	<b>100.00</b>	

## Did the MLT program at Lamar State College-Orange prepare you for your current position?

Response	Frequency	Percent	Mean: -
Yes	0	0.00	
No	0	0.00	
<b>Missing</b>	<b>7</b>	<b>100.00</b>	



# Fall 2013 Exit Survey Results

**How would you rate the availability of jobs in the EMS field?**

Response	Frequency	Percent	Mean: -
Very poor	0	0.00	<input type="text"/>
Poor	0	0.00	<input type="text"/>
Average	0	0.00	<input type="text"/>
Good	0	0.00	<input type="text"/>
Very good	0	0.00	<input type="text"/>
<b>Missing</b>	7	100.00	<input type="text"/>

**Are you currently employed in with a prehospital provider or health care facility?**

Response	Frequency	Percent	Mean: -
Yes	0	0.00	<input type="text"/>
No	0	0.00	<input type="text"/>
<b>Missing</b>	7	100.00	<input type="text"/>

**Are you employed in a non-health care setting as an EMT?**

Response	Frequency	Percent	Mean: -
Yes	0	0.00	<input type="text"/>
No	0	0.00	<input type="text"/>
<b>Missing</b>	7	100.00	<input type="text"/>

**Are you professionally satisfied with your current position?**

Response	Frequency	Percent	Mean: -
Yes	0	0.00	<input type="text"/>
No	0	0.00	<input type="text"/>
<b>Missing</b>	7	100.00	<input type="text"/>

**Did the EMS program at Lamar State College-Orange prepare you for your current position?**

Response	Frequency	Percent	Mean: -
Yes	0	0.00	<input type="text"/>
No	0	0.00	<input type="text"/>
<b>Missing</b>	7	100.00	<input type="text"/>

**May we contact your employer?**

Response	Frequency	Percent	Mean: -
Yes	0	0.00	<input type="text"/>
No	0	0.00	<input type="text"/>
<b>Missing</b>	7	100.00	<input type="text"/>

**Gender:**

Response	Frequency	Percent	Mean: -
Male	0	0.00	<input type="text"/>
Female	0	0.00	<input type="text"/>
<b>Missing</b>	7	100.00	<input type="text"/>

**Ethnic Group:**

Response	Frequency	Percent	Mean: -
White not of Hispanic Origin	0	0.00	<input type="text"/>
African American	0	0.00	<input type="text"/>
Hispanic	0	0.00	<input type="text"/>
Asian or Pacific Islander	0	0.00	<input type="text"/>
American Indian or Alaskan Native	0	0.00	<input type="text"/>
Non-resident Alien	0	0.00	<input type="text"/>
<b>Missing</b>	7	100.00	<input type="text"/>

## Fall 2013 Exit Survey Results

### Age:

Response	Frequency	Percent	Mean: -
16-19	0	0.00	
20-24	0	0.00	
25-29	0	0.00	
30-34	0	0.00	
35-44	0	0.00	
45-54	0	0.00	
55-64	0	0.00	
65	0	0.00	
<b>Missing</b>	7	100.00	

### Annual Salary:

Response	Frequency	Percent	Mean: -
less than \$9999	0	0.00	
10000-14999	0	0.00	
15000-19999	0	0.00	
20000-29000	0	0.00	
more than 30000	0	0.00	
<b>Missing</b>	7	100.00	