

Fall 2015 Graduate Follow-Up Survey

Which of the following statements best describes your current status? (Please choose one)

Response	Frequency	Percent	Mean: 3.96
Employed in the military.	0	0.00	<input type="text"/>
Employed.	10	41.67	<input type="text"/>
Continuing education.	2	8.33	<input type="text"/>
Unemployed seeking work.	3	12.50	<input type="text"/>
Unemployed not seeking work.	0	0.00	<input type="text"/>
Employed and continuing my education.	7	29.17	<input type="text"/>
Self-employed.	1	4.17	<input type="text"/>
Continuing education seeking work.	1	4.17	<input type="text"/>
Missing	0	0.00	<input type="text"/>

Did you have problems transferring to the institution indicated?

Response	Frequency	Percent	Mean: 2.00
Yes	0	0.00	<input type="text"/>
No	3	12.50	<input type="text"/>
Missing	21	87.50	<input type="text"/>

Please indicate your current classification at the college/university indicated.

Response	Frequency	Percent	Mean: 2.00
Junior	1	4.17	<input type="text"/>
Senior	1	4.17	<input type="text"/>
Graduate student	1	4.17	<input type="text"/>
Other	0	0.00	<input type="text"/>
Missing	21	87.50	<input type="text"/>

Did you seek assistance from your LSC-O advisor regarding this transfer?

Response	Frequency	Percent	Mean: 1.33
Yes	2	8.33	<input type="text"/>
No	1	4.17	<input type="text"/>
Missing	21	87.50	<input type="text"/>

Please indicate your current status at the college/university indicated.

Response	Frequency	Percent	Mean: 1.67
Part-time less than 12 hours	1	4.17	<input type="text"/>
Full-time more than 12 hours	2	8.33	<input type="text"/>
Missing	21	87.50	<input type="text"/>

How well did the LSC-O courses prepare you for continuing your education?

Response	Frequency	Percent	Mean: 4.00
Excellent	1	4.17	<input type="text"/>
Very Good	1	4.17	<input type="text"/>
Good	1	4.17	<input type="text"/>
Fair	0	0.00	<input type="text"/>
Poor	0	0.00	<input type="text"/>
Missing	21	87.50	<input type="text"/>

Fall 2015 Graduate Follow-Up Survey

Please indicate why you are continuing your education.

Response	Frequency	Percent	Mean: 2.33
To pursue a 4-year degree.	1	4.17	<div style="width: 4.17%;"></div>
To obtain additional course work related to my present job.	0	0.00	<div style="width: 0%;"></div>
Unable to find employment in my occupational area.	2	8.33	<div style="width: 8.33%;"></div>
To obtain course work in order to change careers.	0	0.00	<div style="width: 0%;"></div>
Missing	21	87.50	<div style="width: 87.5%; background-color: blue;"></div>

The source of my original information leading to my present employment was:

Response	Frequency	Percent	Mean: 4.36
Faculty	0	0.00	<div style="width: 0%;"></div>
Newspaper	0	0.00	<div style="width: 0%;"></div>
Applied Direct	4	16.67	<div style="width: 16.67%;"></div>
Internship	2	8.33	<div style="width: 8.33%;"></div>
Relative or Friend	2	8.33	<div style="width: 8.33%;"></div>
Other	3	12.50	<div style="width: 12.5%;"></div>
Missing	13	54.17	<div style="width: 54.17%; background-color: blue;"></div>

Please indicate your current employment status:

Response	Frequency	Percent	Mean: 1.18
Full-Time	9	37.50	<div style="width: 37.5%;"></div>
Part-Time	2	8.33	<div style="width: 8.33%;"></div>
Missing	13	54.17	<div style="width: 54.17%; background-color: blue;"></div>

Employment is:

Response	Frequency	Percent	Mean: 1.18
related to the program taken at LSC-O.	9	37.50	<div style="width: 37.5%;"></div>
unrelated to the program taken at LSC-O.	2	8.33	<div style="width: 8.33%;"></div>
Missing	13	54.17	<div style="width: 54.17%; background-color: blue;"></div>

Fall 2015 Graduate Follow-Up Survey

In what field are you currently employed? Please choose one of the following:

Response	Frequency	Percent	Mean: 19.73
Please choose one:	0	0.00	<input type="text"/>
Administrative Assistant	1	4.17	<input type="text"/>
Business	3	12.50	<input type="text"/>
Business Management	0	0.00	<input type="text"/>
Business Management Accounting	1	4.17	<input type="text"/>
Business Management -Information Systems	0	0.00	<input type="text"/>
CISCO Network Specialist	0	0.00	<input type="text"/>
Communication	0	0.00	<input type="text"/>
Computer Science	0	0.00	<input type="text"/>
Criminal Justice	0	0.00	<input type="text"/>
Dental Assisting	0	0.00	<input type="text"/>
Education	1	4.17	<input type="text"/>
Education-Teaching EC12	0	0.00	<input type="text"/>
Education-Teaching EC4	0	0.00	<input type="text"/>
Emergency Medical Services-Basic	0	0.00	<input type="text"/>
Emergency Medical Services-Intermediate	0	0.00	<input type="text"/>
Entrepreneurship	0	0.00	<input type="text"/>
Forensic Science	0	0.00	<input type="text"/>
Industrial Technology	0	0.00	<input type="text"/>
Information Technology Assistant	0	0.00	<input type="text"/>

Please indicate why you are continuing your education.

Response	Frequency	Percent	Mean: 1.29
To pursue a 4-year degree.	5	20.83	<input type="text"/>
To obtain additional course work related to present job.	2	8.33	<input type="text"/>
Unable to find employment in my occupational area.	0	0.00	<input type="text"/>
To obtain course work so as to change careers.	0	0.00	<input type="text"/>

Fall 2015 Graduate Follow-Up Survey

Information Technology Specialist	0	0.00	<div style="width: 0%; height: 15px; background-color: #ccc;"></div>
Instrumentation	0	0.00	<div style="width: 0%; height: 15px; background-color: #ccc;"></div>
Liberal Arts	0	0.00	<div style="width: 0%; height: 15px; background-color: #ccc;"></div>
Medical Administrative Assistant	0	0.00	<div style="width: 0%; height: 15px; background-color: #ccc;"></div>
Medical Laboratory Technology	0	0.00	<div style="width: 0%; height: 15px; background-color: #ccc;"></div>
Medical Office Assistant	0	0.00	<div style="width: 0%; height: 15px; background-color: #ccc;"></div>
Medical Office Professional Receptionist	0	0.00	<div style="width: 0%; height: 15px; background-color: #ccc;"></div>
Medical Office Transcriptionist	0	0.00	<div style="width: 0%; height: 15px; background-color: #ccc;"></div>
Natural Science	0	0.00	<div style="width: 0%; height: 15px; background-color: #ccc;"></div>
Office Assistant	0	0.00	<div style="width: 0%; height: 15px; background-color: #ccc;"></div>
Office Professional	0	0.00	<div style="width: 0%; height: 15px; background-color: #ccc;"></div>
Office Software Specialist	0	0.00	<div style="width: 0%; height: 15px; background-color: #ccc;"></div>
Pharmacy Technology	0	0.00	<div style="width: 0%; height: 15px; background-color: #ccc;"></div>
Process Technology	2	8.33	<div style="width: 8.33%; height: 15px; background-color: blue;"></div>
Sociology	0	0.00	<div style="width: 0%; height: 15px; background-color: #ccc;"></div>
Upward Mobility Nursing	3	12.50	<div style="width: 12.50%; height: 15px; background-color: blue;"></div>
Vocational Nursing	0	0.00	<div style="width: 0%; height: 15px; background-color: #ccc;"></div>
Other	0	0.00	<div style="width: 0%; height: 15px; background-color: #ccc;"></div>
Missing	13	54.17	<div style="width: 54.17%; height: 15px; background-color: blue;"></div>

Missing	17	70.83	<div style="width: 70.83%; height: 15px; background-color: blue;"></div>
----------------	-----------	--------------	--

Did you seek assistance from your LSC-O advisor regarding this transfer?

Response	Frequency	Percent	Mean: 1.57
Yes	3	12.50	<div style="width: 12.50%; height: 15px; background-color: blue;"></div>
No	4	16.67	<div style="width: 16.67%; height: 15px; background-color: blue;"></div>
Missing	17	70.83	<div style="width: 70.83%; height: 15px; background-color: blue;"></div>

Did you have problems transferring to the college indicated?

Response	Frequency	Percent	Mean: 2.00
Yes	0	0.00	<div style="width: 0%; height: 15px; background-color: #ccc;"></div>
No	7	29.17	<div style="width: 29.17%; height: 15px; background-color: blue;"></div>
Missing	17	70.83	<div style="width: 70.83%; height: 15px; background-color: blue;"></div>

Fall 2015 Graduate Follow-Up Survey

Please indicate your current status at the college/university indicated.

Response	Frequency	Percent	Mean: 1.29
Part-time less than 12 hours	5	20.83	<div style="width: 20.83%;"></div>
Full-time more than 12 hours	2	8.33	<div style="width: 8.33%;"></div>
Missing	17	70.83	<div style="width: 70.83%; background-color: blue;"></div>

How well did the LSC-O courses prepare you for continuing your education?

Response	Frequency	Percent	Mean: 4.57
Very Poor	0	0.00	<div style="width: 0%;"></div>
Poor	0	0.00	<div style="width: 0%;"></div>
Average	0	0.00	<div style="width: 0%;"></div>
Good	3	12.50	<div style="width: 12.50%;"></div>
Very Good	4	16.67	<div style="width: 16.67%;"></div>
Missing	17	70.83	<div style="width: 70.83%; background-color: blue;"></div>

The source of my original information leading to my present employment was:

Response	Frequency	Percent	Mean: 4.57
Faculty	0	0.00	<div style="width: 0%;"></div>
Newspaper	0	0.00	<div style="width: 0%;"></div>
Applied Direct	2	8.33	<div style="width: 8.33%;"></div>
Internship	1	4.17	<div style="width: 4.17%;"></div>
Relative or Friend	2	8.33	<div style="width: 8.33%;"></div>
Other	2	8.33	<div style="width: 8.33%;"></div>
Missing	17	70.83	<div style="width: 70.83%; background-color: blue;"></div>

Please indicate your current classification at the college/university indicated.

Response	Frequency	Percent	Mean: 2.71
Junior	2	8.33	<div style="width: 8.33%;"></div>
Senior	1	4.17	<div style="width: 4.17%;"></div>
Graduate student	1	4.17	<div style="width: 4.17%;"></div>
Other	3	12.50	<div style="width: 12.50%;"></div>
Missing	17	70.83	<div style="width: 70.83%; background-color: blue;"></div>

Please indicate your current employment status:

Response	Frequency	Percent	Mean: 1.14
Full-Time	6	25.00	<div style="width: 25.00%;"></div>
Part-Time	1	4.17	<div style="width: 4.17%;"></div>
Missing	17	70.83	<div style="width: 70.83%; background-color: blue;"></div>

Employment is:

Response	Frequency	Percent	Mean: 1.71
related to the program taken at LSC-O.	2	8.33	<div style="width: 8.33%;"></div>
unrelated to the program taken at LSC-O.	5	20.83	<div style="width: 20.83%;"></div>
Missing	17	70.83	<div style="width: 70.83%; background-color: blue;"></div>

Fall 2015 Graduate Follow-Up Survey

In what field are you currently employed? Please choose one of the following:

Response	Frequency	Percent	Mean: 30.71
Please choose one:	0	0.00	<input type="text"/>
Administrative Assistant	0	0.00	<input type="text"/>
Business	1	4.17	<input type="text"/>
Business Management	0	0.00	<input type="text"/>
Business Management Accounting	0	0.00	<input type="text"/>
Business Management -Information Systems	0	0.00	<input type="text"/>
CISCO Network Specialist	0	0.00	<input type="text"/>
Communication Computer Science	0	0.00	<input type="text"/>
Criminal Justice	0	0.00	<input type="text"/>
Dental Assisting	0	0.00	<input type="text"/>
Education	0	0.00	<input type="text"/>
Education-Teaching EC12	0	0.00	<input type="text"/>
Education-Teaching EC4	0	0.00	<input type="text"/>
Emergency Medical Services-Basic	0	0.00	<input type="text"/>
Emergency Medical Services-Intermediate	0	0.00	<input type="text"/>
Entrepreneurship	0	0.00	<input type="text"/>
Forensic Science	0	0.00	<input type="text"/>
Industrial Technology	0	0.00	<input type="text"/>
Information Technology Assistant	0	0.00	<input type="text"/>
Information Technology Specialist	0	0.00	<input type="text"/>
Liberal Arts	0	0.00	<input type="text"/>
Medical Administrative Assistant	0	0.00	<input type="text"/>

How would you rate the availability of jobs in the Dental Assisting field?

Response	Frequency	Percent	Mean: -
Very poor	0	0.00	<input type="text"/>
Poor	0	0.00	<input type="text"/>
Average	0	0.00	<input type="text"/>
Good	0	0.00	<input type="text"/>
Very good	0	0.00	<input type="text"/>

Fall 2015 Graduate Follow-Up Survey

Medical Laboratory Technology	0	0.00	<input type="text"/>
Medical Office Assistant	1	4.17	<input type="text"/>
Medical Office Professional	0	0.00	<input type="text"/>
Medical Office Receptionist	0	0.00	<input type="text"/>
Medical Office Transcriptionist	0	0.00	<input type="text"/>
Natural Science	0	0.00	<input type="text"/>
Office Assistant	0	0.00	<input type="text"/>
Office Professional	0	0.00	<input type="text"/>
Office Software Specialist	0	0.00	<input type="text"/>
Pharmacy Technology	0	0.00	<input type="text"/>
Process Technology	0	0.00	<input type="text"/>
Sociology	0	0.00	<input type="text"/>
Upward Mobility	0	0.00	<input type="text"/>
Nursing			
Vocational Nursing	3	12.50	<input type="text"/>
Other	2	8.33	<input type="text"/>
Missing	17	70.83	<input type="text"/>

Missing	24	100.00	<input type="text"/>
----------------	-----------	---------------	----------------------

Do you feel that your time spent at LSC-O was beneficial in enabling you to acquire employment in the dental field?

Response	Frequency	Percent	Mean: -
Yes	0	0.00	<input type="text"/>
No	0	0.00	<input type="text"/>
Missing	24	100.00	<input type="text"/>

How would you rate the availability of jobs in the Criminal Justice field?

Response	Frequency	Percent	Mean: -
Very poor	0	0.00	<input type="text"/>
Poor	0	0.00	<input type="text"/>
Average	0	0.00	<input type="text"/>
Good	0	0.00	<input type="text"/>
Very good	0	0.00	<input type="text"/>
Missing	24	100.00	<input type="text"/>

Did your LSC-O degree or certification help you obtain employment?

Response	Frequency	Percent	Mean: -
Yes	0	0.00	<input type="text"/>
No	0	0.00	<input type="text"/>
Missing	24	100.00	<input type="text"/>

Were you able to enter other fields of employment related to the discipline of criminal justice?

Response	Frequency	Percent	Mean: -
Yes	0	0.00	<input type="text"/>
No	0	0.00	<input type="text"/>
Missing	24	100.00	<input type="text"/>

Fall 2015 Graduate Follow-Up Survey

Did the Criminal Justice studies help prepare you for a career in law enforcement?

Response	Frequency	Percent	Mean: -
Yes	0	0.00	<input type="text"/>
No	0	0.00	<input type="text"/>
Missing	24	100.00	<input style="background-color: blue;" type="text"/>

Do you delegate or supervise LVN's/LPN's or Nursing Assistants?

Response	Frequency	Percent	Mean: 1.33
Yes	2	8.33	<input type="text"/>
No	1	4.17	<input type="text"/>
Missing	21	87.50	<input style="background-color: blue;" type="text"/>

Do you write Nursing Care Plans, Critical Paths/Maps for your clients?

Response	Frequency	Percent	Mean: 1.67
Yes	1	4.17	<input type="text"/>
No	2	8.33	<input type="text"/>
Missing	21	87.50	<input style="background-color: blue;" type="text"/>

How would you rate the availability of jobs in the Nursing field?

Response	Frequency	Percent	Mean: 4.00
Very poor	0	0.00	<input type="text"/>
Poor	0	0.00	<input type="text"/>
Average	1	4.17	<input type="text"/>
Good	1	4.17	<input type="text"/>
Very good	1	4.17	<input type="text"/>
Missing	21	87.50	<input style="background-color: blue;" type="text"/>

Do you have any Resource Nurse or Charge Nurse responsibilities?

Response	Frequency	Percent	Mean: 1.33
Yes	2	8.33	<input type="text"/>
No	1	4.17	<input type="text"/>
Missing	21	87.50	<input style="background-color: blue;" type="text"/>

Do you have a certification in a Nursing Speciality?

Response	Frequency	Percent	Mean: 2.00
Yes	0	0.00	<input type="text"/>
No	3	12.50	<input type="text"/>
Missing	21	87.50	<input style="background-color: blue;" type="text"/>

Fall 2015 Graduate Follow-Up Survey

Identify your current area(s) of concentration or nursing speciality (choose all that apply):

Response	Frequency	Percent	Mean: 12.67
Medical-Surgical	0	0.00	<input type="text"/>
Maternal-Child	0	0.00	<input type="text"/>
Pediatric	0	0.00	<input type="text"/>
Home Health	0	0.00	<input type="text"/>
Emergency/Trauma	0	0.00	<input type="text"/>
Geriatric or Long-term Care	0	0.00	<input type="text"/>
School Nursing	0	0.00	<input type="text"/>
Critical Care	0	0.00	<input type="text"/>
Hospice	0	0.00	<input type="text"/>
Psychiatric	0	0.00	<input type="text"/>
Rehabilitation	0	0.00	<input type="text"/>
OR/PACU/ACU	1	4.17	<input type="text"/>
Public Health Nursing	2	8.33	<input type="text"/>
Missing	21	87.50	<input type="text"/>

How would you rate the availability of jobs in the Nursing field?

Response	Frequency	Percent	Mean: 3.67
Very poor	0	0.00	<input type="text"/>
Poor	0	0.00	<input type="text"/>
Average	1	4.17	<input type="text"/>
Good	2	8.33	<input type="text"/>
Very good	0	0.00	<input type="text"/>
Missing	21	87.50	<input type="text"/>

How would you rate the availability of jobs in the Information Technology field?

Response	Frequency	Percent	Mean: -
Very poor	0	0.00	<input type="text"/>
Poor	0	0.00	<input type="text"/>
Average	0	0.00	<input type="text"/>
Good	0	0.00	<input type="text"/>
Very good	0	0.00	<input type="text"/>
Missing	24	100.00	<input type="text"/>

Please indicate your future career goals:

Response	Frequency	Percent	Mean: 1.33
To work toward a Bachelor of Science BS in Nursing.	2	8.33	<input type="text"/>
To obtain an Advanced Practice Degree in Nursing	1	4.17	<input type="text"/>
To continue in present position	0	0.00	<input type="text"/>
To change careers within the next year	0	0.00	<input type="text"/>
Other	0	0.00	<input type="text"/>
Missing	21	87.50	<input type="text"/>

Do you plan to return to LSC-O to continue your education?

Response	Frequency	Percent	Mean: 1.00
Yes	3	12.50	<input type="text"/>
No	0	0.00	<input type="text"/>
Missing	21	87.50	<input type="text"/>

Did the degree/certificate you received from LSC-O help you obtain your current job?

Response	Frequency	Percent	Mean: -
Yes	0	0.00	<input type="text"/>
No	0	0.00	<input type="text"/>
Missing	24	100.00	<input type="text"/>

Fall 2015 Graduate Follow-Up Survey

Do you feel the Information Technology curriculum helped prepare you for your career in the field?

Response	Frequency	Percent	Mean: -
Yes	0	0.00	<input type="text"/>
No	0	0.00	<input type="text"/>
Missing	24	100.00	

Visual Basic Programming (BCIS 1316)

Response	Frequency	Percent	Mean: -
Extensive	0	0.00	<input type="text"/>
Above Average	0	0.00	<input type="text"/>
Average	0	0.00	<input type="text"/>
Some-what	0	0.00	<input type="text"/>
None	0	0.00	<input type="text"/>
Missing	24	100.00	

Spreadsheets

Response	Frequency	Percent	Mean: -
Extensive	0	0.00	<input type="text"/>
Above Average	0	0.00	<input type="text"/>
Average	0	0.00	<input type="text"/>
Some-what	0	0.00	<input type="text"/>
None	0	0.00	<input type="text"/>
Missing	24	100.00	

Database

Response	Frequency	Percent	Mean: -
Extensive	0	0.00	<input type="text"/>
Above Average	0	0.00	<input type="text"/>
Average	0	0.00	<input type="text"/>
Some-what	0	0.00	<input type="text"/>
None	0	0.00	<input type="text"/>
Missing	24	100.00	

Web Design I

Response	Frequency	Percent	Mean: -
Extensive	0	0.00	<input type="text"/>
Above Average	0	0.00	<input type="text"/>
Average	0	0.00	<input type="text"/>
Some-what	0	0.00	<input type="text"/>
None	0	0.00	<input type="text"/>
Missing	24	100.00	

Computer Programming - BASIC (BCIS 1310)

Response	Frequency	Percent	Mean: -
Extensive	0	0.00	<input type="text"/>
Above Average	0	0.00	<input type="text"/>
Average	0	0.00	<input type="text"/>
Some-what	0	0.00	<input type="text"/>
None	0	0.00	<input type="text"/>
Missing	24	100.00	

Implementing and Supporting Servers

Response	Frequency	Percent	Mean: -
Extensive	0	0.00	<input type="text"/>
Above Average	0	0.00	<input type="text"/>
Average	0	0.00	<input type="text"/>
Somewhat	0	0.00	<input type="text"/>
None	0	0.00	<input type="text"/>
Missing	24	100.00	

Personal Computer Hardware/Software

Response	Frequency	Percent	Mean: -
Extensive	0	0.00	<input type="text"/>
Above Average	0	0.00	<input type="text"/>
Average	0	0.00	<input type="text"/>
Some-what	0	0.00	<input type="text"/>
None	0	0.00	<input type="text"/>
Missing	24	100.00	

Introduction to Oracle SQL

Response	Frequency	Percent	Mean: -
Extensive	0	0.00	<input type="text"/>
Above Average	0	0.00	<input type="text"/>
Average	0	0.00	<input type="text"/>
Some-what	0	0.00	<input type="text"/>
None	0	0.00	<input type="text"/>
Missing	24	100.00	

Internship

Response	Frequency	Percent	Mean: -
Extensive	0	0.00	<input type="text"/>
Above Average	0	0.00	<input type="text"/>
Average	0	0.00	<input type="text"/>
Some-what	0	0.00	<input type="text"/>
None	0	0.00	<input type="text"/>
Missing	24	100.00	

Fall 2015 Graduate Follow-Up Survey

Cisco (networking)

Response	Frequency	Percent	Mean: -
Extensive	0	0.00	<input type="text"/>
Above Average	0	0.00	<input type="text"/>
Average	0	0.00	<input type="text"/>
Some-what	0	0.00	<input type="text"/>
None	0	0.00	<input type="text"/>
Missing	24	100.00	<input style="background-color: blue;" type="text"/>

How would you rate the availability of jobs in the Business Management/Accounting field?

Response	Frequency	Percent	Mean: 3.20
Very poor	0	0.00	<input type="text"/>
Poor	1	4.17	<input type="text"/>
Average	2	8.33	<input type="text"/>
Good	2	8.33	<input type="text"/>
Very good	0	0.00	<input type="text"/>
Missing	19	79.17	<input style="background-color: blue;" type="text"/>

Do you feel the Business Management/Accounting curriculum helped prepare you for your career in the field?

Response	Frequency	Percent	Mean: 1.00
Yes	4	16.67	<input type="text"/>
No	0	0.00	<input type="text"/>
Missing	20	83.33	<input style="background-color: blue;" type="text"/>

Computerized Accounting

Response	Frequency	Percent	Mean: 2.00
Extensive	1	4.17	<input type="text"/>
Above Average	1	4.17	<input type="text"/>
Average	1	4.17	<input type="text"/>
Some-what	0	0.00	<input type="text"/>
None	0	0.00	<input type="text"/>
Missing	21	87.50	<input style="background-color: blue;" type="text"/>

Business Principles

Response	Frequency	Percent	Mean: 2.50
Extensive	1	4.17	<input type="text"/>
Above Average	0	0.00	<input type="text"/>
Average	3	12.50	<input type="text"/>
Some-what	0	0.00	<input type="text"/>
None	0	0.00	<input type="text"/>
Missing	20	83.33	<input style="background-color: blue;" type="text"/>

Introduction to Computing

Response	Frequency	Percent	Mean: -
Extensive	0	0.00	<input type="text"/>
Above Average	0	0.00	<input type="text"/>
Average	0	0.00	<input type="text"/>
Some-what	0	0.00	<input type="text"/>
None	0	0.00	<input type="text"/>
Missing	24	100.00	<input style="background-color: blue;" type="text"/>

Did the degree/certificate you received from LSC-O help you obtain your current job?

Response	Frequency	Percent	Mean: 1.60
Yes	2	8.33	<input type="text"/>
No	3	12.50	<input type="text"/>
Missing	19	79.17	<input style="background-color: blue;" type="text"/>

Accounting

Response	Frequency	Percent	Mean: 2.25
Extensive	1	4.17	<input type="text"/>
Above Average	1	4.17	<input type="text"/>
Average	2	8.33	<input type="text"/>
Some-what	0	0.00	<input type="text"/>
None	0	0.00	<input type="text"/>
Missing	20	83.33	<input style="background-color: blue;" type="text"/>

Supervision

Response	Frequency	Percent	Mean: 2.75
Extensive	0	0.00	<input type="text"/>
Above Average	3	12.50	<input type="text"/>
Average	0	0.00	<input type="text"/>
Some-what	0	0.00	<input type="text"/>
None	1	4.17	<input type="text"/>
Missing	20	83.33	<input style="background-color: blue;" type="text"/>

Personal Finance

Response	Frequency	Percent	Mean: 2.75
Extensive	1	4.17	<input type="text"/>
Above Average	1	4.17	<input type="text"/>
Average	1	4.17	<input type="text"/>
Some-what	0	0.00	<input type="text"/>
None	1	4.17	<input type="text"/>
Missing	20	83.33	<input style="background-color: blue;" type="text"/>

Fall 2015 Graduate Follow-Up Survey

Principles of Economics

Response	Frequency	Percent	Mean: 3.00
Extensive	0	0.00	<div style="width: 0%;"></div>
Above Average	1	4.17	<div style="width: 4.17%;"></div>
Average	2	8.33	<div style="width: 8.33%;"></div>
Some-what	1	4.17	<div style="width: 4.17%;"></div>
None	0	0.00	<div style="width: 0%;"></div>
Missing	20	83.33	<div style="width: 83.33%; background-color: blue;"></div>

Principles of Marketing

Response	Frequency	Percent	Mean: 3.50
Extensive	0	0.00	<div style="width: 0%;"></div>
Above Average	1	4.17	<div style="width: 4.17%;"></div>
Average	1	4.17	<div style="width: 4.17%;"></div>
Some-what	1	4.17	<div style="width: 4.17%;"></div>
None	1	4.17	<div style="width: 4.17%;"></div>
Missing	20	83.33	<div style="width: 83.33%; background-color: blue;"></div>

Business Law

Response	Frequency	Percent	Mean: 2.75
Extensive	0	0.00	<div style="width: 0%;"></div>
Above Average	3	12.50	<div style="width: 12.50%;"></div>
Average	0	0.00	<div style="width: 0%;"></div>
Some-what	0	0.00	<div style="width: 0%;"></div>
None	1	4.17	<div style="width: 4.17%;"></div>
Missing	20	83.33	<div style="width: 83.33%; background-color: blue;"></div>

Word Processing

Response	Frequency	Percent	Mean: 2.25
Extensive	1	4.17	<div style="width: 4.17%;"></div>
Above Average	1	4.17	<div style="width: 4.17%;"></div>
Average	2	8.33	<div style="width: 8.33%;"></div>
Some-what	0	0.00	<div style="width: 0%;"></div>
None	0	0.00	<div style="width: 0%;"></div>
Missing	20	83.33	<div style="width: 83.33%; background-color: blue;"></div>

Spreadsheets

Response	Frequency	Percent	Mean: 2.00
Extensive	2	8.33	<div style="width: 8.33%;"></div>
Above Average	0	0.00	<div style="width: 0%;"></div>
Average	2	8.33	<div style="width: 8.33%;"></div>
Some-what	0	0.00	<div style="width: 0%;"></div>
None	0	0.00	<div style="width: 0%;"></div>
Missing	20	83.33	<div style="width: 83.33%; background-color: blue;"></div>

Database

Response	Frequency	Percent	Mean: 3.00
Extensive	2	8.33	<div style="width: 8.33%;"></div>
Above Average	0	0.00	<div style="width: 0%;"></div>
Average	0	0.00	<div style="width: 0%;"></div>
Some-what	0	0.00	<div style="width: 0%;"></div>
None	2	8.33	<div style="width: 8.33%;"></div>
Missing	20	83.33	<div style="width: 83.33%; background-color: blue;"></div>

Microcomputer Applications

Response	Frequency	Percent	Mean: 2.25
Extensive	1	4.17	<div style="width: 4.17%;"></div>
Above Average	1	4.17	<div style="width: 4.17%;"></div>
Average	2	8.33	<div style="width: 8.33%;"></div>
Some-what	0	0.00	<div style="width: 0%;"></div>
None	0	0.00	<div style="width: 0%;"></div>
Missing	20	83.33	<div style="width: 83.33%; background-color: blue;"></div>

Business Correspondence

Response	Frequency	Percent	Mean: 2.75
Extensive	0	0.00	<div style="width: 0%;"></div>
Above Average	2	8.33	<div style="width: 8.33%;"></div>
Average	1	4.17	<div style="width: 4.17%;"></div>
Some-what	1	4.17	<div style="width: 4.17%;"></div>
None	0	0.00	<div style="width: 0%;"></div>
Missing	20	83.33	<div style="width: 83.33%; background-color: blue;"></div>

How would you rate the availability of jobs in the Pharmacy Technology field?

Response	Frequency	Percent	Mean: -
Very poor	0	0.00	<div style="width: 0%;"></div>
Poor	0	0.00	<div style="width: 0%;"></div>
Average	0	0.00	<div style="width: 0%;"></div>
Good	0	0.00	<div style="width: 0%;"></div>
Very good	0	0.00	<div style="width: 0%;"></div>
Missing	24	100.00	<div style="width: 100%; background-color: blue;"></div>

What type of pharmacy are you working for?

Response	Frequency	Percent	Mean: -
Retail	0	0.00	<div style="width: 0%;"></div>
Institutional	0	0.00	<div style="width: 0%;"></div>
Mail-order	0	0.00	<div style="width: 0%;"></div>
Long-term care	0	0.00	<div style="width: 0%;"></div>
Missing	24	100.00	<div style="width: 100%; background-color: blue;"></div>

Fall 2015 Graduate Follow-Up Survey

Did you receive a higher level of entry for passing the pharmacy program?

Response	Frequency	Percent	Mean: -
Level 1	0	0.00	<input type="text"/>
Level 2	0	0.00	<input type="text"/>
Level 3	0	0.00	<input type="text"/>
Missing	24	100.00	<input type="text"/>

Was the Pharmacy Technology program helpful with the insight of day-to-day activities at the pharmacy you are working at?

Response	Frequency	Percent	Mean: -
Yes	0	0.00	<input type="text"/>
No	0	0.00	<input type="text"/>
Missing	24	100.00	<input type="text"/>

How would you rate the availability of jobs in the Education field?

Response	Frequency	Percent	Mean: 4.00
Very poor	0	0.00	<input type="text"/>
Poor	0	0.00	<input type="text"/>
Average	0	0.00	<input type="text"/>
Good	1	4.17	<input type="text"/>
Very good	0	0.00	<input type="text"/>
Missing	23	95.83	<input type="text"/>

Are you planning to continue your education?

Response	Frequency	Percent	Mean: 1.00
Yes	1	4.17	<input type="text"/>
No	0	0.00	<input type="text"/>
Missing	23	95.83	<input type="text"/>

If so, are you planning to continue on the Education track?

Response	Frequency	Percent	Mean: 1.00
Yes	1	4.17	<input type="text"/>
No	0	0.00	<input type="text"/>
Missing	23	95.83	<input type="text"/>

Do you feel that the Education curriculum at Lamar State College-Orange helped prepare you for your career in the field?

Response	Frequency	Percent	Mean: 1.00
Yes	1	4.17	<input type="text"/>
No	0	0.00	<input type="text"/>
Missing	23	95.83	<input type="text"/>

Did you receive any career counseling as part of your experience at LSC-O?

Response	Frequency	Percent	Mean: 0.50
Yes	1	4.17	<input type="text"/>
No	1	4.17	<input type="text"/>
Missing	22	91.67	<input type="text"/>

Do you feel that the education you received at LSC-O prepared you for your current position?

Response	Frequency	Percent	Mean: 1.00
Yes	2	8.33	<input type="text"/>
No	0	0.00	<input type="text"/>
Missing	22	91.67	<input type="text"/>

How would you rate the availability of jobs in the Medical Office Technology field?

Response	Frequency	Percent	Mean: 3.00
Very poor	0	0.00	<input type="text"/>
Poor	0	0.00	<input type="text"/>
Average	1	4.17	<input type="text"/>
Good	0	0.00	<input type="text"/>
Very good	0	0.00	<input type="text"/>
Missing	23	95.83	<input type="text"/>

Did the degree/certificate you received from LSC-O help you obtain your current job?

Response	Frequency	Percent	Mean: 2.00
Yes	0	0.00	<input type="text"/>
No	1	4.17	<input type="text"/>
Missing	23	95.83	<input type="text"/>

Fall 2015 Graduate Follow-Up Survey

Do you feel the Information Technology curriculum helped prepare you for your career in the field?

Response	Frequency	Percent	Mean: 1.00
Yes	1	4.17	<input type="text"/>
No	0	0.00	<input type="text"/>
Missing	23	95.83	<input type="text"/>

HIPPA policies

Response	Frequency	Percent	Mean: 2.00
Extensive	0	0.00	<input type="text"/>
Above Average	1	4.17	<input type="text"/>
Average	0	0.00	<input type="text"/>
Some-what	0	0.00	<input type="text"/>
None	0	0.00	<input type="text"/>
Missing	23	95.83	<input type="text"/>

English Grammar/Punctuation

Response	Frequency	Percent	Mean: 2.00
Extensive	0	0.00	<input type="text"/>
Above Average	1	4.17	<input type="text"/>
Average	0	0.00	<input type="text"/>
Some-what	0	0.00	<input type="text"/>
None	0	0.00	<input type="text"/>
Missing	23	95.83	<input type="text"/>

E-mail

Response	Frequency	Percent	Mean: 2.00
Extensive	0	0.00	<input type="text"/>
Above Average	1	4.17	<input type="text"/>
Average	0	0.00	<input type="text"/>
Some-what	0	0.00	<input type="text"/>
None	0	0.00	<input type="text"/>
Missing	23	95.83	<input type="text"/>

Medical Insurance and Billing

Response	Frequency	Percent	Mean: 3.00
Extensive	0	0.00	<input type="text"/>
Above Average	0	0.00	<input type="text"/>
Average	1	4.17	<input type="text"/>
Some-what	0	0.00	<input type="text"/>
None	0	0.00	<input type="text"/>
Missing	23	95.83	<input type="text"/>

Keyboarding Speed/Accuracy

Response	Frequency	Percent	Mean: 3.00
Extensive	0	0.00	<input type="text"/>
Above Average	0	0.00	<input type="text"/>
Average	1	4.17	<input type="text"/>
Some-what	0	0.00	<input type="text"/>
None	0	0.00	<input type="text"/>
Missing	23	95.83	<input type="text"/>

Document Formatting

Response	Frequency	Percent	Mean: 3.00
Extensive	0	0.00	<input type="text"/>
Above Average	0	0.00	<input type="text"/>
Average	1	4.17	<input type="text"/>
Some-what	0	0.00	<input type="text"/>
None	0	0.00	<input type="text"/>
Missing	23	95.83	<input type="text"/>

Business Machines (Copier/Fax)

Response	Frequency	Percent	Mean: 3.00
Extensive	0	0.00	<input type="text"/>
Above Average	0	0.00	<input type="text"/>
Average	1	4.17	<input type="text"/>
Some-what	0	0.00	<input type="text"/>
None	0	0.00	<input type="text"/>
Missing	23	95.83	<input type="text"/>

Medical Office Procedures

Response	Frequency	Percent	Mean: 3.00
Extensive	0	0.00	<input type="text"/>
Above Average	0	0.00	<input type="text"/>
Average	1	4.17	<input type="text"/>
Some-what	0	0.00	<input type="text"/>
None	0	0.00	<input type="text"/>
Missing	23	95.83	<input type="text"/>

Medical Coding

Response	Frequency	Percent	Mean: 3.00
Extensive	0	0.00	<input type="text"/>
Above Average	0	0.00	<input type="text"/>
Average	1	4.17	<input type="text"/>
Some-what	0	0.00	<input type="text"/>
None	0	0.00	<input type="text"/>
Missing	23	95.83	<input type="text"/>

Fall 2015 Graduate Follow-Up Survey

Medical Software

Response	Frequency	Percent	Mean: 3.00
Extensive	0	0.00	<input type="text"/>
Above Average	0	0.00	<input type="text"/>
Average	1	4.17	<input type="text"/>
Some-what	0	0.00	<input type="text"/>
None	0	0.00	<input type="text"/>
Missing	23	95.83	<input type="text"/>

Biology

Response	Frequency	Percent	Mean: 2.00
Extensive	0	0.00	<input type="text"/>
Above Average	1	4.17	<input type="text"/>
Average	0	0.00	<input type="text"/>
Some-what	0	0.00	<input type="text"/>
None	0	0.00	<input type="text"/>
Missing	23	95.83	<input type="text"/>

Medical Documentation

Response	Frequency	Percent	Mean: 5.00
Extensive	0	0.00	<input type="text"/>
Above Average	0	0.00	<input type="text"/>
Average	0	0.00	<input type="text"/>
Some-what	0	0.00	<input type="text"/>
None	1	4.17	<input type="text"/>
Missing	23	95.83	<input type="text"/>

How would you rate the availability of jobs in the Office Technology field?

Response	Frequency	Percent	Mean: 4.00
Very poor	0	0.00	<input type="text"/>
Poor	0	0.00	<input type="text"/>
Average	0	0.00	<input type="text"/>
Good	1	4.17	<input type="text"/>
Very good	0	0.00	<input type="text"/>
Missing	23	95.83	<input type="text"/>

Do you feel the Office Technology curriculum helped prepare you for your career in the field?

Response	Frequency	Percent	Mean: 1.00
Yes	1	4.17	<input type="text"/>
No	0	0.00	<input type="text"/>
Missing	23	95.83	<input type="text"/>

Medical Terminology

Response	Frequency	Percent	Mean: 2.00
Extensive	0	0.00	<input type="text"/>
Above Average	1	4.17	<input type="text"/>
Average	0	0.00	<input type="text"/>
Some-what	0	0.00	<input type="text"/>
None	0	0.00	<input type="text"/>
Missing	23	95.83	<input type="text"/>

Business Correspondence

Response	Frequency	Percent	Mean: 5.00
Extensive	0	0.00	<input type="text"/>
Above Average	0	0.00	<input type="text"/>
Average	0	0.00	<input type="text"/>
Some-what	0	0.00	<input type="text"/>
None	1	4.17	<input type="text"/>
Missing	23	95.83	<input type="text"/>

Communications with Insurance Companies for appeals, denials, etc.

Response	Frequency	Percent	Mean: 5.00
Extensive	0	0.00	<input type="text"/>
Above Average	0	0.00	<input type="text"/>
Average	0	0.00	<input type="text"/>
Some-what	0	0.00	<input type="text"/>
None	1	4.17	<input type="text"/>
Missing	23	95.83	<input type="text"/>

Did the degree/certificate you received from LSC-O help you obtain your current job?

Response	Frequency	Percent	Mean: 1.00
Yes	1	4.17	<input type="text"/>
No	0	0.00	<input type="text"/>
Missing	23	95.83	<input type="text"/>

Keyboarding Speed/Accuracy

Response	Frequency	Percent	Mean: 1.00
Extensive	1	4.17	<input type="text"/>
Above Average	0	0.00	<input type="text"/>
Average	0	0.00	<input type="text"/>
Some-what	0	0.00	<input type="text"/>
None	0	0.00	<input type="text"/>
Missing	23	95.83	<input type="text"/>

Fall 2015 Graduate Follow-Up Survey

10-key Speed/Accuracy

Response	Frequency	Percent	Mean: 1.00
Extensive	1	4.17	<input type="text"/>
Above Average	0	0.00	<input type="text"/>
Average	0	0.00	<input type="text"/>
Some-what	0	0.00	<input type="text"/>
None	0	0.00	<input type="text"/>
Missing	23	95.83	<input type="text"/>

Document Formatting

Response	Frequency	Percent	Mean: 1.00
Extensive	1	4.17	<input type="text"/>
Above Average	0	0.00	<input type="text"/>
Average	0	0.00	<input type="text"/>
Some-what	0	0.00	<input type="text"/>
None	0	0.00	<input type="text"/>
Missing	23	95.83	<input type="text"/>

English Grammar/Punctuation

Response	Frequency	Percent	Mean: 1.00
Extensive	1	4.17	<input type="text"/>
Above Average	0	0.00	<input type="text"/>
Average	0	0.00	<input type="text"/>
Some-what	0	0.00	<input type="text"/>
None	0	0.00	<input type="text"/>
Missing	23	95.83	<input type="text"/>

Business Machines (Copier/Fax)

Response	Frequency	Percent	Mean: 1.00
Extensive	1	4.17	<input type="text"/>
Above Average	0	0.00	<input type="text"/>
Average	0	0.00	<input type="text"/>
Some-what	0	0.00	<input type="text"/>
None	0	0.00	<input type="text"/>
Missing	23	95.83	<input type="text"/>

E-mail

Response	Frequency	Percent	Mean: 1.00
Extensive	1	4.17	<input type="text"/>
Above Average	0	0.00	<input type="text"/>
Average	0	0.00	<input type="text"/>
Some-what	0	0.00	<input type="text"/>
None	0	0.00	<input type="text"/>
Missing	23	95.83	<input type="text"/>

Advanced Office Procedures

Response	Frequency	Percent	Mean: 1.00
Extensive	1	4.17	<input type="text"/>
Above Average	0	0.00	<input type="text"/>
Average	0	0.00	<input type="text"/>
Some-what	0	0.00	<input type="text"/>
None	0	0.00	<input type="text"/>
Missing	23	95.83	<input type="text"/>

Word Processing

Response	Frequency	Percent	Mean: 1.00
Extensive	1	4.17	<input type="text"/>
Above Average	0	0.00	<input type="text"/>
Average	0	0.00	<input type="text"/>
Some-what	0	0.00	<input type="text"/>
None	0	0.00	<input type="text"/>
Missing	23	95.83	<input type="text"/>

Spreadsheets

Response	Frequency	Percent	Mean: 3.00
Extensive	0	0.00	<input type="text"/>
Above Average	0	0.00	<input type="text"/>
Average	1	4.17	<input type="text"/>
Some-what	0	0.00	<input type="text"/>
None	0	0.00	<input type="text"/>
Missing	23	95.83	<input type="text"/>

Database

Response	Frequency	Percent	Mean: 1.00
Extensive	1	4.17	<input type="text"/>
Above Average	0	0.00	<input type="text"/>
Average	0	0.00	<input type="text"/>
Some-what	0	0.00	<input type="text"/>
None	0	0.00	<input type="text"/>
Missing	23	95.83	<input type="text"/>

Desktop Publishing

Response	Frequency	Percent	Mean: 1.00
Extensive	1	4.17	<input type="text"/>
Above Average	0	0.00	<input type="text"/>
Average	0	0.00	<input type="text"/>
Some-what	0	0.00	<input type="text"/>
None	0	0.00	<input type="text"/>
Missing	23	95.83	<input type="text"/>

Fall 2015 Graduate Follow-Up Survey

Internet/Web Page Design

Response	Frequency	Percent	Mean: 2.00
Extensive	0	0.00	<input type="text"/>
Above Average	1	4.17	<input type="text"/>
Average	0	0.00	<input type="text"/>
Some-what	0	0.00	<input type="text"/>
None	0	0.00	<input type="text"/>
Missing	23	95.83	<input style="background-color: blue;" type="text"/>

Accounting

Response	Frequency	Percent	Mean: 1.00
Extensive	1	4.17	<input type="text"/>
Above Average	0	0.00	<input type="text"/>
Average	0	0.00	<input type="text"/>
Some-what	0	0.00	<input type="text"/>
None	0	0.00	<input type="text"/>
Missing	23	95.83	<input style="background-color: blue;" type="text"/>

Interpersonal Communications

Response	Frequency	Percent	Mean: 1.00
Extensive	1	4.17	<input type="text"/>
Above Average	0	0.00	<input type="text"/>
Average	0	0.00	<input type="text"/>
Some-what	0	0.00	<input type="text"/>
None	0	0.00	<input type="text"/>
Missing	23	95.83	<input style="background-color: blue;" type="text"/>

Was the training acquired at Lamar State College-Orange useful to your career?

Response	Frequency	Percent	Mean: 1.50
Very useful	1	4.17	<input type="text"/>
Somewhat useful	1	4.17	<input type="text"/>
Not very useful	0	0.00	<input type="text"/>
Not at all useful	0	0.00	<input type="text"/>
Missing	22	91.67	<input style="background-color: blue;" type="text"/>

Are you currently employed in a health care/laboratory facility?

Response	Frequency	Percent	Mean: -
Yes	0	0.00	<input type="text"/>
No	0	0.00	<input type="text"/>
Missing	24	100.00	<input style="background-color: blue;" type="text"/>

Business Correspondence

Response	Frequency	Percent	Mean: 1.00
Extensive	1	4.17	<input type="text"/>
Above Average	0	0.00	<input type="text"/>
Average	0	0.00	<input type="text"/>
Some-what	0	0.00	<input type="text"/>
None	0	0.00	<input type="text"/>
Missing	23	95.83	<input style="background-color: blue;" type="text"/>

Computerized Accounting

Response	Frequency	Percent	Mean: 1.00
Extensive	1	4.17	<input type="text"/>
Above Average	0	0.00	<input type="text"/>
Average	0	0.00	<input type="text"/>
Some-what	0	0.00	<input type="text"/>
None	0	0.00	<input type="text"/>
Missing	23	95.83	<input style="background-color: blue;" type="text"/>

How would you rate the availability of jobs in the Industrial/Plant Process Operating field?

Response	Frequency	Percent	Mean: 3.50
Very poor	0	0.00	<input type="text"/>
Poor	0	0.00	<input type="text"/>
Average	1	4.17	<input type="text"/>
Good	1	4.17	<input type="text"/>
Very good	0	0.00	<input type="text"/>
Missing	22	91.67	<input style="background-color: blue;" type="text"/>

How would you rate the availability of jobs in the MLT field?

Response	Frequency	Percent	Mean: -
Very poor	0	0.00	<input type="text"/>
Poor	0	0.00	<input type="text"/>
Average	0	0.00	<input type="text"/>
Good	0	0.00	<input type="text"/>
Very good	0	0.00	<input type="text"/>
Missing	24	100.00	<input style="background-color: blue;" type="text"/>

Are you professionally satisfied with your current position?

Response	Frequency	Percent	Mean: -
Yes	0	0.00	<input type="text"/>
No	0	0.00	<input type="text"/>
Missing	24	100.00	<input style="background-color: blue;" type="text"/>

Fall 2015 Graduate Follow-Up Survey

Did the MLT program at Lamar State College-Orange prepare you for your current position?

Response	Frequency	Percent	Mean: -
Yes	0	0.00	<input type="text"/>
No	0	0.00	<input type="text"/>
Missing	24	100.00	<input style="background-color: blue;" type="text"/>

How would you rate the availability of jobs in the EMS field?

Response	Frequency	Percent	Mean: -
Very poor	0	0.00	<input type="text"/>
Poor	0	0.00	<input type="text"/>
Average	0	0.00	<input type="text"/>
Good	0	0.00	<input type="text"/>
Very good	0	0.00	<input type="text"/>
Missing	24	100.00	<input style="background-color: blue;" type="text"/>

Are you currently employed in with a prehospital provider or health care facility?

Response	Frequency	Percent	Mean: -
Yes	0	0.00	<input type="text"/>
No	0	0.00	<input type="text"/>
Missing	24	100.00	<input style="background-color: blue;" type="text"/>

Are you employed in a non-health care setting as an EMT?

Response	Frequency	Percent	Mean: -
Yes	0	0.00	<input type="text"/>
No	0	0.00	<input type="text"/>
Missing	24	100.00	<input style="background-color: blue;" type="text"/>

Are you professionally satisfied with your current position?

Response	Frequency	Percent	Mean: -
Yes	0	0.00	<input type="text"/>
No	0	0.00	<input type="text"/>
Missing	24	100.00	<input style="background-color: blue;" type="text"/>

Did the EMS program at Lamar State College-Orange prepare you for your current position?

Response	Frequency	Percent	Mean: -
Yes	0	0.00	<input type="text"/>
No	0	0.00	<input type="text"/>
Missing	24	100.00	<input style="background-color: blue;" type="text"/>

May we contact your employer?

Response	Frequency	Percent	Mean: 1.44
Yes	9	37.50	<input style="width: 50px;" type="text"/>
No	7	29.17	<input style="width: 50px;" type="text"/>
Missing	8	33.33	<input style="width: 50px;" type="text"/>

Gender:

Response	Frequency	Percent	Mean: 1.88
Male	3	12.50	<input style="width: 50px;" type="text"/>
Female	21	87.50	<input style="width: 50px;" type="text"/>
Missing	0	0.00	<input style="width: 50px;" type="text"/>

Ethnic Group:







Response	Frequency	Percent	Mean: 1.21
White not of Hispanic Origin	19	79.17	<input style="width: 50px;" type="text"/>
African American	5	20.83	<input style="width: 50px;" type="text"/>
Hispanic	0	0.00	<input type="text"/>
Asian or Pacific Islander	0	0.00	<input type="text"/>
American Indian or Alaskan Native	0	0.00	<input type="text"/>
Non-resident Alien	0	0.00	<input type="text"/>
Missing	0	0.00	<input type="text"/>

Age:

Response	Frequency	Percent	Mean: 4.04
16-19	0	0.00	<input type="text"/>
20-24	3	12.50	<input style="width: 50px;" type="text"/>
25-29	8	33.33	<input style="width: 50px;" type="text"/>
30-34	3	12.50	<input style="width: 50px;" type="text"/>
35-44	7	29.17	<input style="width: 50px;" type="text"/>
45-54	1	4.17	<input style="width: 50px;" type="text"/>
55-64	2	8.33	<input style="width: 50px;" type="text"/>
65	0	0.00	<input type="text"/>
Missing	0	0.00	<input type="text"/>

Fall 2015 Graduate Follow-Up Survey

Annual Salary:

Response	Frequency	Percent	Mean: 4.13
less than \$9999	5	20.83	
\$10000-\$14999	1	4.17	
\$15000-\$19999	2	8.33	
\$20000-\$29000	3	12.50	
\$30000-\$39000	2	8.33	
more than \$40000	10	41.67	
Missing	1	4.17	