

Fall 2022 1st 8-Week F2F Course Evaluation Results

I am taking this course:

| Response | Frequency | Percent | Mean: 1.30 |
|---------------------------------------|-----------|---------|---|
| As a major requirement | 19 | 82.61 | <div style="width: 82.61%; height: 15px; background-color: #006633;"></div> |
| As an elective credit | 1 | 4.35 | <div style="width: 4.35%; height: 15px; background-color: #006633;"></div> |
| For personal/professional development | 3 | 13.04 | <div style="width: 13.04%; height: 15px; background-color: #006633;"></div> |

Grade I expect to receive:

| Response | Frequency | Percent | Mean: 1.65 |
|----------|-----------|---------|---|
| A | 11 | 47.83 | <div style="width: 47.83%; height: 15px; background-color: #006633;"></div> |
| B | 9 | 39.13 | <div style="width: 39.13%; height: 15px; background-color: #006633;"></div> |
| C | 3 | 13.04 | <div style="width: 13.04%; height: 15px; background-color: #006633;"></div> |
| D | 0 | 0.00 | <div style="width: 0%; height: 15px; background-color: #006633;"></div> |
| F | 0 | 0.00 | <div style="width: 0%; height: 15px; background-color: #006633;"></div> |
| S | 0 | 0.00 | <div style="width: 0%; height: 15px; background-color: #006633;"></div> |
| Q/W | 0 | 0.00 | <div style="width: 0%; height: 15px; background-color: #006633;"></div> |

The instructor stated objectives and course requirements clearly.

| Response | Frequency | Percent | Mean: 1.57 |
|-------------------|-----------|---------|---|
| Strongly Agree | 14 | 60.87 | <div style="width: 60.87%; height: 15px; background-color: #006633;"></div> |
| Agree | 7 | 30.43 | <div style="width: 30.43%; height: 15px; background-color: #006633;"></div> |
| Neutral | 1 | 4.35 | <div style="width: 4.35%; height: 15px; background-color: #006633;"></div> |
| Disagree | 0 | 0.00 | <div style="width: 0%; height: 15px; background-color: #006633;"></div> |
| Strongly Disagree | 1 | 4.35 | <div style="width: 4.35%; height: 15px; background-color: #006633;"></div> |
| Do Not Know | 0 | 0.00 | <div style="width: 0%; height: 15px; background-color: #006633;"></div> |

The instructor had a thorough knowledge of the subject.

| Response | Frequency | Percent | Mean: 1.22 |
|-------------------|-----------|---------|---|
| Strongly Agree | 19 | 82.61 | <div style="width: 82.61%; height: 15px; background-color: #006633;"></div> |
| Agree | 3 | 13.04 | <div style="width: 13.04%; height: 15px; background-color: #006633;"></div> |
| Neutral | 1 | 4.35 | <div style="width: 4.35%; height: 15px; background-color: #006633;"></div> |
| Disagree | 0 | 0.00 | <div style="width: 0%; height: 15px; background-color: #006633;"></div> |
| Strongly Disagree | 0 | 0.00 | <div style="width: 0%; height: 15px; background-color: #006633;"></div> |
| Do Not Know | 0 | 0.00 | <div style="width: 0%; height: 15px; background-color: #006633;"></div> |

The instructor was enthusiastic when presenting material.

| Response | Frequency | Percent | Mean: 1.30 |
|-------------------|-----------|---------|---|
| Strongly Agree | 17 | 73.91 | <div style="width: 73.91%; height: 15px; background-color: #006633;"></div> |
| Agree | 5 | 21.74 | <div style="width: 21.74%; height: 15px; background-color: #006633;"></div> |
| Neutral | 1 | 4.35 | <div style="width: 4.35%; height: 15px; background-color: #006633;"></div> |
| Disagree | 0 | 0.00 | <div style="width: 0%; height: 15px; background-color: #006633;"></div> |
| Strongly Disagree | 0 | 0.00 | <div style="width: 0%; height: 15px; background-color: #006633;"></div> |
| Do Not Know | 0 | 0.00 | <div style="width: 0%; height: 15px; background-color: #006633;"></div> |

The instructor explained difficult concepts fully and clearly.

| Response | Frequency | Percent | Mean: 1.52 |
|-------------------|-----------|---------|---|
| Strongly Agree | 14 | 60.87 | <div style="width: 60.87%; height: 15px; background-color: #006633;"></div> |
| Agree | 7 | 30.43 | <div style="width: 30.43%; height: 15px; background-color: #006633;"></div> |
| Neutral | 1 | 4.35 | <div style="width: 4.35%; height: 15px; background-color: #006633;"></div> |
| Disagree | 1 | 4.35 | <div style="width: 4.35%; height: 15px; background-color: #006633;"></div> |
| Strongly Disagree | 0 | 0.00 | <div style="width: 0%; height: 15px; background-color: #006633;"></div> |
| Do Not Know | 0 | 0.00 | <div style="width: 0%; height: 15px; background-color: #006633;"></div> |

The instructor treated students fairly and without favoritism.

| Response | Frequency | Percent | Mean: 1.26 |
|-------------------|-----------|---------|---|
| Strongly Agree | 18 | 78.26 | <div style="width: 78.26%; height: 15px; background-color: #006633;"></div> |
| Agree | 4 | 17.39 | <div style="width: 17.39%; height: 15px; background-color: #006633;"></div> |
| Neutral | 1 | 4.35 | <div style="width: 4.35%; height: 15px; background-color: #006633;"></div> |
| Disagree | 0 | 0.00 | <div style="width: 0%; height: 15px; background-color: #006633;"></div> |
| Strongly Disagree | 0 | 0.00 | <div style="width: 0%; height: 15px; background-color: #006633;"></div> |
| Do Not Know | 0 | 0.00 | <div style="width: 0%; height: 15px; background-color: #006633;"></div> |

I felt comfortable asking questions and expressing ideas.

| Response | Frequency | Percent | Mean: 1.61 |
|-------------------|-----------|---------|---|
| Strongly Agree | 14 | 60.87 | <div style="width: 60.87%; height: 15px; background-color: #006633;"></div> |
| Agree | 5 | 21.74 | <div style="width: 21.74%; height: 15px; background-color: #006633;"></div> |
| Neutral | 3 | 13.04 | <div style="width: 13.04%; height: 15px; background-color: #006633;"></div> |
| Disagree | 1 | 4.35 | <div style="width: 4.35%; height: 15px; background-color: #006633;"></div> |
| Strongly Disagree | 0 | 0.00 | <div style="width: 0%; height: 15px; background-color: #006633;"></div> |
| Do Not Know | 0 | 0.00 | <div style="width: 0%; height: 15px; background-color: #006633;"></div> |

The instructor made the course interesting and challenging.

| Response | Frequency | Percent | Mean: 1.48 |
|-------------------|-----------|---------|------------|
| Strongly Agree | 15 | 65.22 | |
| Agree | 6 | 26.09 | |
| Neutral | 1 | 4.35 | |
| Disagree | 1 | 4.35 | |
| Strongly Disagree | 0 | 0.00 | |
| Do Not Know | 0 | 0.00 | |

The instructor was well prepared for each class.

| Response | Frequency | Percent | Mean: 1.48 |
|-------------------|-----------|---------|------------|
| Strongly Agree | 17 | 73.91 | |
| Agree | 3 | 13.04 | |
| Neutral | 1 | 4.35 | |
| Disagree | 2 | 8.70 | |
| Strongly Disagree | 0 | 0.00 | |
| Do Not Know | 0 | 0.00 | |

The assignments were consistent with the course objectives.

| Response | Frequency | Percent | Mean: 1.52 |
|-------------------|-----------|---------|------------|
| Strongly Agree | 17 | 73.91 | |
| Agree | 3 | 13.04 | |
| Neutral | 0 | 0.00 | |
| Disagree | 3 | 13.04 | |
| Strongly Disagree | 0 | 0.00 | |
| Do Not Know | 0 | 0.00 | |

The examinations tested material that was assigned and/or discussed in class.

| Response | Frequency | Percent | Mean: 1.78 |
|-------------------|-----------|---------|------------|
| Strongly Agree | 15 | 65.22 | |
| Agree | 4 | 17.39 | |
| Neutral | 2 | 8.70 | |
| Disagree | 0 | 0.00 | |
| Strongly Disagree | 0 | 0.00 | |
| Do Not Know | 2 | 8.70 | |

The instructor started and ended class on time.

| Response | Frequency | Percent | Mean: 1.74 |
|-----------------|-----------|---------|------------|
| Strongly Agree | 15 | 65.22 | |
| Agree | 5 | 21.74 | |
| Neutral | 0 | 0.00 | |
| Disagree | 1 | 4.35 | |
| Strong Disagree | 1 | 4.35 | |
| Do Not Know | 1 | 4.35 | |

The instructor was available during office hours for help and advice.

| Response | Frequency | Percent | Mean: 1.78 |
|-------------------|-----------|---------|------------|
| Strongly Agree | 15 | 65.22 | |
| Agree | 4 | 17.39 | |
| Neutral | 2 | 8.70 | |
| Disagree | 0 | 0.00 | |
| Strongly Disagree | 0 | 0.00 | |
| Do Not Know | 2 | 8.70 | |

The instructor provided a syllabus and explained the course content.

| Response | Frequency | Percent | Mean: 1.39 |
|-------------------|-----------|---------|------------|
| Strongly Agree | 18 | 78.26 | |
| Agree | 3 | 13.04 | |
| Neutral | 1 | 4.35 | |
| Disagree | 0 | 0.00 | |
| Strongly Disagree | 1 | 4.35 | |
| Do Not Know | 0 | 0.00 | |

This course was challenging.

| Response | Frequency | Percent | Mean: 1.61 |
|-------------------|-----------|---------|------------|
| Strongly Agree | 15 | 65.22 | |
| Agree | 4 | 17.39 | |
| Neutral | 2 | 8.70 | |
| Disagree | 2 | 8.70 | |
| Strongly Disagree | 0 | 0.00 | |
| Do Not Know | 0 | 0.00 | |

I learned a lot in this course.

| Response | Frequency | Percent | Mean: 1.52 |
|-------------------|-----------|---------|------------|
| Strongly Agree | 17 | 73.91 | |
| Agree | 2 | 8.70 | |
| Neutral | 2 | 8.70 | |
| Disagree | 2 | 8.70 | |
| Strongly Disagree | 0 | 0.00 | |
| Do Not Know | 0 | 0.00 | |

The instructor graded and returned work within a reasonable time frame.

| Response | Frequency | Percent | Mean: 1.57 |
|-------------------|-----------|---------|------------|
| Strongly Agree | 15 | 65.22 | |
| Agree | 5 | 21.74 | |
| Neutral | 1 | 4.35 | |
| Disagree | 2 | 8.70 | |
| Strongly Disagree | 0 | 0.00 | |
| Do Not Know | 0 | 0.00 | |

In this course, I gained knowledge and/or skills that will help prepare me for future academic or career success.

| Response | Frequency | Percent | Mean: 1.35 |
|-------------------|-----------|---------|------------|
| Strongly Agree | 18 | 78.26 | |
| Agree | 3 | 13.04 | |
| Neutral | 1 | 4.35 | |
| Disagree | 1 | 4.35 | |
| Strongly Disagree | 0 | 0.00 | |
| Do Not Know | 0 | 0.00 | |

The grading was objective and fair.

| Response | Frequency | Percent | Mean: 1.35 |
|-------------------|-----------|---------|------------|
| Strongly Agree | 17 | 73.91 | |
| Agree | 4 | 17.39 | |
| Neutral | 2 | 8.70 | |
| Disagree | 0 | 0.00 | |
| Strongly Disagree | 0 | 0.00 | |
| Do Not Know | 0 | 0.00 | |

Fall 2022 1st 8-Week DE Course Evaluation Results

I feel that I have learned a great deal in this course.

| Response | Frequency | Percent | Mean: 1.81 |
|-------------------|-----------|---------|------------|
| Strongly Agree | 46 | 53.49 | |
| Agree | 24 | 27.91 | |
| Mildly Agree | 8 | 9.30 | |
| Mildly Disagree | 3 | 3.49 | |
| Disagree | 2 | 2.33 | |
| Strongly Disagree | 2 | 2.33 | |
| Invalid | 1 | 1.16 | |

The instructor stated objectives and course requirements clearly.

| Response | Frequency | Percent | Mean: 1.72 |
|-------------------|-----------|---------|------------|
| Strongly Agree | 57 | 66.28 | |
| Agree | 12 | 13.95 | |
| Mildly Agree | 10 | 11.63 | |
| Mildly Disagree | 3 | 3.49 | |
| Disagree | 3 | 3.49 | |
| Strongly Disagree | 1 | 1.16 | |

The instructor encouraged thinking and reasoning.

| Response | Frequency | Percent | Mean: 1.53 |
|-------------------|-----------|---------|------------|
| Strongly Agree | 56 | 65.12 | |
| Agree | 21 | 24.42 | |
| Mildly Agree | 5 | 5.81 | |
| Mildly Disagree | 0 | 0.00 | |
| Disagree | 3 | 3.49 | |
| Strongly Disagree | 1 | 1.16 | |

I felt comfortable expressing my ideas and viewpoints.

| Response | Frequency | Percent | Mean: 1.65 |
|-------------------|-----------|---------|------------|
| Strongly Agree | 51 | 59.30 | |
| Agree | 23 | 26.74 | |
| Mildly Agree | 6 | 6.98 | |
| Mildly Disagree | 1 | 1.16 | |
| Strongly Disagree | 4 | 4.65 | |
| Disagree | 1 | 1.16 | |

This course increased my interest in the subject matter.

| Response | Frequency | Percent | Mean: 2.12 |
|-------------------|-----------|---------|------------|
| Strongly Agree | 38 | 44.19 | |
| Agree | 23 | 26.74 | |
| Mildly Agree | 10 | 11.63 | |
| Mildly Disagree | 2 | 2.33 | |
| Disagree | 6 | 6.98 | |
| Strongly Disagree | 6 | 6.98 | |
| Invalid | 1 | 1.16 | |

The instructor had a thorough knowledge of the subject.

| Response | Frequency | Percent | Mean: 1.62 |
|-------------------|-----------|---------|------------|
| Strongly Agree | 56 | 65.12 | |
| Agree | 18 | 20.93 | |
| Mildly Agree | 8 | 9.30 | |
| Mildly Disagree | 3 | 3.49 | |
| Disagree | 1 | 1.16 | |
| Strongly Disagree | 0 | 0.00 | |

The instructor made the course interesting and challenging.

| Response | Frequency | Percent | Mean: 2.07 |
|-------------------|-----------|---------|------------|
| Strongly Agree | 43 | 50.00 | |
| Agree | 22 | 25.58 | |
| Mildly Agree | 8 | 9.30 | |
| Mildly Disagree | 5 | 5.81 | |
| Disagree | 5 | 5.81 | |
| Strongly Disagree | 3 | 3.49 | |

The instructor responded to questions in a helpful way.

| Response | Frequency | Percent | Mean: 1.68 |
|-------------------|-----------|---------|------------|
| Strongly Agree | 57 | 66.28 | |
| Agree | 13 | 15.12 | |
| Mildly Agree | 5 | 5.81 | |
| Mildly Disagree | 1 | 1.16 | |
| Disagree | 5 | 5.81 | |
| Strongly Disagree | 3 | 3.49 | |
| Invalid | 2 | 2.33 | |

The course was well prepared.

| Response | Frequency | Percent | Mean: 1.83 |
|-------------------|-----------|---------|------------|
| Strongly Agree | 49 | 56.98 | |
| Agree | 20 | 23.26 | |
| Mildly Agree | 6 | 6.98 | |
| Mildly Disagree | 3 | 3.49 | |
| Disagree | 5 | 5.81 | |
| Strongly Disagree | 1 | 1.16 | |
| Invalid | 2 | 2.33 | |

Assignments were consistent with the course objective.

| Response | Frequency | Percent | Mean: 1.60 |
|-------------------|-----------|---------|------------|
| Strongly Agree | 56 | 65.12 | |
| Agree | 20 | 23.26 | |
| Mildly Agree | 5 | 5.81 | |
| Mildly Disagree | 3 | 3.49 | |
| Disagree | 1 | 1.16 | |
| Strongly Disagree | 1 | 1.16 | |

Examinations tested over materials covered and/or assigned in class.

| Response | Frequency | Percent | Mean: 1.66 |
|-------------------|-----------|---------|------------|
| Strongly Agree | 53 | 61.63 | |
| Agree | 22 | 25.58 | |
| Mildly Agree | 4 | 4.65 | |
| Mildly Disagree | 2 | 2.33 | |
| Disagree | 2 | 2.33 | |
| Strongly Disagree | 3 | 3.49 | |

The grading was objective and fair.

| Response | Frequency | Percent | Mean: 1.58 |
|-------------------|-----------|---------|------------|
| Strongly Agree | 55 | 63.95 | |
| Agree | 23 | 26.74 | |
| Mildly Agree | 0 | 0.00 | |
| Mildly Disagree | 3 | 3.49 | |
| Disagree | 2 | 2.33 | |
| Strongly Disagree | 1 | 1.16 | |
| Invalid | 2 | 2.33 | |

The course content was thorough and appropriate.

| Response | Frequency | Percent | Mean: 1.71 |
|-------------------|-----------|---------|------------|
| Strongly Agree | 54 | 62.79 | |
| Agree | 18 | 20.93 | |
| Mildly Agree | 7 | 8.14 | |
| Mildly Disagree | 2 | 2.33 | |
| Disagree | 4 | 4.65 | |
| Strongly Disagree | 1 | 1.16 | |

The instructor provided a syllabus.

| Response | Frequency | Percent | Mean: 1.27 |
|-------------------|-----------|---------|------------|
| Strongly Agree | 67 | 77.91 | |
| Agree | 17 | 19.77 | |
| Mildly Agree | 1 | 1.16 | |
| Mildly Disagree | 0 | 0.00 | |
| Disagree | 1 | 1.16 | |
| Strongly Disagree | 0 | 0.00 | |

The instructor graded and returned student work in a reasonable time.

| Response | Frequency | Percent | Mean: 1.88 |
|-------------------|-----------|---------|------------|
| Strongly Agree | 53 | 61.63 | |
| Agree | 13 | 15.12 | |
| Mildly Agree | 7 | 8.14 | |
| Mildly Disagree | 3 | 3.49 | |
| Disagree | 4 | 4.65 | |
| Strongly Disagree | 6 | 6.98 | |

Completing a course using computer technology was easier than expected.

| Response | Frequency | Percent | Mean: 1.79 |
|-------------------|-----------|---------|------------|
| Strongly Agree | 51 | 59.30 | |
| Agree | 19 | 22.09 | |
| Mildly Agree | 10 | 11.63 | |
| Mildly Disagree | 5 | 5.81 | |
| Disagree | 1 | 1.16 | |
| Strongly Disagree | 0 | 0.00 | |

I was able to submit assignments without the instructor's help.

| Response | Frequency | Percent | Mean: 1.43 |
|-------------------|-----------|---------|------------|
| Strongly Agree | 58 | 67.44 | |
| Agree | 22 | 25.58 | |
| Mildly Agree | 5 | 5.81 | |
| Mildly Disagree | 1 | 1.16 | |
| Disagree | 0 | 0.00 | |
| Strongly Disagree | 0 | 0.00 | |

The instructor replied promptly to my questions.

| Response | Frequency | Percent | Mean: 1.65 |
|-------------------|-----------|---------|------------|
| Strongly Agree | 58 | 67.44 | |
| Agree | 16 | 18.60 | |
| Mildly Agree | 2 | 2.33 | |
| Mildly Disagree | 3 | 3.49 | |
| Disagree | 2 | 2.33 | |
| Strongly Disagree | 4 | 4.65 | |
| Invalid | 1 | 1.16 | |

The Discussion Boards were helpful.

| Response | Frequency | Percent | Mean: 1.94 |
|-------------------|-----------|---------|------------|
| Strongly Agree | 43 | 50.00 | |
| Agree | 27 | 31.40 | |
| Mildly Agree | 3 | 3.49 | |
| Mildly Disagree | 4 | 4.65 | |
| Disagree | 3 | 3.49 | |
| Strongly Disagree | 5 | 5.81 | |
| Invalid | 1 | 1.16 | |

Taking an Internet course was convenient for my schedule.

| Response | Frequency | Percent | Mean: 1.26 |
|-------------------|-----------|---------|------------|
| Strongly Agree | 69 | 80.23 | |
| Agree | 13 | 15.12 | |
| Mildly Agree | 1 | 1.16 | |
| Mildly Disagree | 0 | 0.00 | |
| Disagree | 1 | 1.16 | |
| Strongly Disagree | 1 | 1.16 | |
| Invalid | 1 | 1.16 | |

Overall, I found the distance learning class to be of high quality.

| Response | Frequency | Percent | Mean: 1.68 |
|-------------------|-----------|---------|------------|
| Strongly Agree | 52 | 60.47 | |
| Agree | 22 | 25.58 | |
| Mildly Agree | 5 | 5.81 | |
| Mildly Disagree | 3 | 3.49 | |
| Disagree | 2 | 2.33 | |
| Strongly Disagree | 1 | 1.16 | |
| Invalid | 1 | 1.16 | |

I felt a sense of community in this course.

| Response | Frequency | Percent | Mean: 2.22 |
|-------------------|-----------|---------|------------|
| Strongly Agree | 38 | 44.19 | |
| Agree | 21 | 24.42 | |
| Mildly Agree | 12 | 13.95 | |
| Mildly Disagree | 4 | 4.65 | |
| Disagree | 9 | 10.47 | |
| Strongly Disagree | 1 | 1.16 | |
| Invalid | 1 | 1.16 | |








I need to learn more about Blackboard and how to navigate an online course.

| Response | Frequency | Percent | Mean: 3.72 |
|-------------------|-----------|---------|------------|
| Strongly Agree | 13 | 15.12 | |
| Agree | 9 | 10.47 | |
| Mildly Agree | 5 | 5.81 | |
| Mildly Disagree | 9 | 10.47 | |
| Disagree | 20 | 23.26 | |
| Strongly Disagree | 30 | 34.88 | |

Internet courses are as effective as traditional courses.

| Response | Frequency | Percent | Mean: 1.69 |
|-------------------|-----------|---------|------------|
| Strongly Agree | 50 | 58.14 | |
| Agree | 24 | 27.91 | |
| Mildly Agree | 7 | 8.14 | |
| Mildly Disagree | 2 | 2.33 | |
| Disagree | 2 | 2.33 | |
| Strongly Disagree | 1 | 1.16 | |

I will enroll in a distance learning course again.

| Response | Frequency | Percent | Mean: 1.37 |
|-------------------|------------------|----------------|---|
| Strongly Agree | 59 | 68.60 |  |
| Agree | 18 | 20.93 |  |
| Mildly Agree | 5 | 5.81 |  |
| Mildly Disagree | 0 | 0.00 |  |
| Disagree | 0 | 0.00 |  |
| Strongly Disagree | 1 | 1.16 |  |
| Invalid | 3 | 3.49 |  |

Fall 2022 16-Week, 2nd 8-Week F2F Course Evaluation Results

I am taking this course:

| Response | Frequency | Percent | Mean: 1.12 |
|---------------------------------------|-----------|---------|------------|
| As a major requirement | 60 | 89.55 | |
| As an elective credit | 4 | 5.97 | |
| For personal/professional development | 2 | 2.99 | |
| Invalid | 1 | 1.49 | |

Grade I expect to receive:

| Response | Frequency | Percent | Mean: 1.51 |
|----------|-----------|---------|------------|
| A | 41 | 61.19 | |
| B | 19 | 28.36 | |
| C | 6 | 8.96 | |
| D | 1 | 1.49 | |
| F | 0 | 0.00 | |
| S | 0 | 0.00 | |
| Q/W | 0 | 0.00 | |

The instructor stated objectives and course requirements clearly.

| Response | Frequency | Percent | Mean: 1.43 |
|-------------------|-----------|---------|------------|
| Strongly Agree | 45 | 67.16 | |
| Agree | 16 | 23.88 | |
| Neutral | 5 | 7.46 | |
| Disagree | 1 | 1.49 | |
| Strongly Disagree | 0 | 0.00 | |
| Do Not Know | 0 | 0.00 | |

The instructor had a thorough knowledge of the subject.

| Response | Frequency | Percent | Mean: 1.33 |
|-------------------|-----------|---------|------------|
| Strongly Agree | 47 | 70.15 | |
| Agree | 19 | 28.36 | |
| Neutral | 0 | 0.00 | |
| Disagree | 1 | 1.49 | |
| Strongly Disagree | 0 | 0.00 | |
| Do Not Know | 0 | 0.00 | |

The instructor was enthusiastic when presenting material.

| Response | Frequency | Percent | Mean: 1.48 |
|-------------------|-----------|---------|------------|
| Strongly Agree | 46 | 68.66 | |
| Agree | 14 | 20.90 | |
| Neutral | 4 | 5.97 | |
| Disagree | 2 | 2.99 | |
| Strongly Disagree | 1 | 1.49 | |
| Do Not Know | 0 | 0.00 | |

The instructor explained difficult concepts fully and clearly.

| Response | Frequency | Percent | Mean: 1.57 |
|-------------------|-----------|---------|------------|
| Strongly Agree | 42 | 62.69 | |
| Agree | 14 | 20.90 | |
| Neutral | 9 | 13.43 | |
| Disagree | 2 | 2.99 | |
| Strongly Disagree | 0 | 0.00 | |
| Do Not Know | 0 | 0.00 | |

The instructor treated students fairly and without favoritism.

| Response | Frequency | Percent | Mean: 1.43 |
|-------------------|-----------|---------|------------|
| Strongly Agree | 47 | 70.15 | |
| Agree | 16 | 23.88 | |
| Neutral | 2 | 2.99 | |
| Disagree | 0 | 0.00 | |
| Strongly Disagree | 1 | 1.49 | |
| Do Not Know | 1 | 1.49 | |

I felt comfortable asking questions and expressing ideas.

| Response | Frequency | Percent | Mean: 1.49 |
|-------------------|-----------|---------|------------|
| Strongly Agree | 43 | 64.18 | |
| Agree | 17 | 25.37 | |
| Neutral | 5 | 7.46 | |
| Disagree | 2 | 2.99 | |
| Strongly Disagree | 0 | 0.00 | |
| Do Not Know | 0 | 0.00 | |

The instructor made the course interesting and challenging.

| Response | Frequency | Percent | Mean: 1.63 |
|-------------------|-----------|---------|------------|
| Strongly Agree | 37 | 55.22 | |
| Agree | 21 | 31.34 | |
| Neutral | 7 | 10.45 | |
| Disagree | 1 | 1.49 | |
| Strongly Disagree | 1 | 1.49 | |
| Do Not Know | 0 | 0.00 | |

The instructor was well prepared for each class.

| Response | Frequency | Percent | Mean: 1.49 |
|-------------------|-----------|---------|------------|
| Strongly Agree | 42 | 62.69 | |
| Agree | 19 | 28.36 | |
| Neutral | 4 | 5.97 | |
| Disagree | 2 | 2.99 | |
| Strongly Disagree | 0 | 0.00 | |
| Do Not Know | 0 | 0.00 | |

The assignments were consistent with the course objectives.

| Response | Frequency | Percent | Mean: 1.40 |
|-------------------|-----------|---------|------------|
| Strongly Agree | 45 | 67.16 | |
| Agree | 19 | 28.36 | |
| Neutral | 2 | 2.99 | |
| Disagree | 0 | 0.00 | |
| Strongly Disagree | 1 | 1.49 | |
| Do Not Know | 0 | 0.00 | |

The examinations tested material that was assigned and/or discussed in class.

| Response | Frequency | Percent | Mean: 1.48 |
|-------------------|-----------|---------|------------|
| Strongly Agree | 40 | 59.70 | |
| Agree | 22 | 32.84 | |
| Neutral | 5 | 7.46 | |
| Disagree | 0 | 0.00 | |
| Strongly Disagree | 0 | 0.00 | |
| Do Not Know | 0 | 0.00 | |

The instructor started and ended class on time.

| Response | Frequency | Percent | Mean: 1.58 |
|-----------------|-----------|---------|------------|
| Strongly Agree | 36 | 53.73 | |
| Agree | 25 | 37.31 | |
| Neutral | 4 | 5.97 | |
| Disagree | 2 | 2.99 | |
| Strong Disagree | 0 | 0.00 | |
| Do Not Know | 0 | 0.00 | |

The instructor was available during office hours for help and advice.

| Response | Frequency | Percent | Mean: 1.88 |
|-------------------|-----------|---------|------------|
| Strongly Agree | 38 | 56.72 | |
| Agree | 17 | 25.37 | |
| Neutral | 6 | 8.96 | |
| Disagree | 0 | 0.00 | |
| Strongly Disagree | 0 | 0.00 | |
| Do Not Know | 6 | 8.96 | |

The instructor provided a syllabus and explained the course content.

| Response | Frequency | Percent | Mean: 1.35 |
|-------------------|-----------|---------|------------|
| Strongly Agree | 44 | 65.67 | |
| Agree | 21 | 31.34 | |
| Neutral | 1 | 1.49 | |
| Disagree | 0 | 0.00 | |
| Strongly Disagree | 0 | 0.00 | |
| Do Not Know | 0 | 0.00 | |
| Invalid | 1 | 1.49 | |

This course was challenging.

| Response | Frequency | Percent | Mean: 1.88 |
|-------------------|-----------|---------|------------|
| Strongly Agree | 27 | 40.30 | |
| Agree | 23 | 34.33 | |
| Neutral | 15 | 22.39 | |
| Disagree | 2 | 2.99 | |
| Strongly Disagree | 0 | 0.00 | |
| Do Not Know | 0 | 0.00 | |

I learned a lot in this course.

| Response | Frequency | Percent | Mean: 1.61 |
|-------------------|-----------|---------|------------|
| Strongly Agree | 38 | 56.72 | |
| Agree | 22 | 32.84 | |
| Neutral | 4 | 5.97 | |
| Disagree | 1 | 1.49 | |
| Strongly Disagree | 2 | 2.99 | |
| Do Not Know | 0 | 0.00 | |

The instructor graded and returned work within a reasonable time frame.

| Response | Frequency | Percent | Mean: 1.66 |
|-------------------|-----------|---------|------------|
| Strongly Agree | 40 | 59.70 | |
| Agree | 14 | 20.90 | |
| Neutral | 10 | 14.93 | |
| Disagree | 2 | 2.99 | |
| Strongly Disagree | 1 | 1.49 | |
| Do Not Know | 0 | 0.00 | |

In this course, I gained knowledge and/or skills that will help prepare me for future academic or career success.

| Response | Frequency | Percent | Mean: 1.51 |
|-------------------|-----------|---------|------------|
| Strongly Agree | 41 | 61.19 | |
| Agree | 21 | 31.34 | |
| Neutral | 3 | 4.48 | |
| Disagree | 1 | 1.49 | |
| Strongly Disagree | 1 | 1.49 | |
| Do Not Know | 0 | 0.00 | |

The grading was objective and fair.

| Response | Frequency | Percent | Mean: 1.44 |
|-------------------|-----------|---------|------------|
| Strongly Agree | 42 | 62.69 | |
| Agree | 20 | 29.85 | |
| Neutral | 3 | 4.48 | |
| Disagree | 1 | 1.49 | |
| Strongly Disagree | 0 | 0.00 | |
| Do Not Know | 0 | 0.00 | |
| Invalid | 1 | 1.49 | |

Fall 2022 16-Week, 2nd 8-Week DE Course Evaluation Results

I feel that I have learned a great deal in this course.

| Response | Frequency | Percent | Mean: 1.88 |
|-------------------|-----------|---------|------------|
| Strongly Agree | 83 | 54.25 | |
| Agree | 34 | 22.22 | |
| Mildly Agree | 19 | 12.42 | |
| Mildly Disagree | 5 | 3.27 | |
| Disagree | 4 | 2.61 | |
| Strongly Disagree | 7 | 4.58 | |
| Invalid | 1 | 0.65 | |

The instructor stated objectives and course requirements clearly.

| Response | Frequency | Percent | Mean: 1.70 |
|-------------------|-----------|---------|------------|
| Strongly Agree | 97 | 63.40 | |
| Agree | 31 | 20.26 | |
| Mildly Agree | 8 | 5.23 | |
| Mildly Disagree | 4 | 2.61 | |
| Disagree | 6 | 3.92 | |
| Strongly Disagree | 5 | 3.27 | |
| Invalid | 2 | 1.31 | |

The instructor encouraged thinking and reasoning.

| Response | Frequency | Percent | Mean: 1.68 |
|-------------------|-----------|---------|------------|
| Strongly Agree | 94 | 61.44 | |
| Agree | 27 | 17.65 | |
| Mildly Agree | 22 | 14.38 | |
| Mildly Disagree | 2 | 1.31 | |
| Disagree | 1 | 0.65 | |
| Strongly Disagree | 6 | 3.92 | |
| Invalid | 1 | 0.65 | |

I felt comfortable expressing my ideas and viewpoints.

| Response | Frequency | Percent | Mean: 1.78 |
|-------------------|-----------|---------|------------|
| Strongly Agree | 89 | 58.17 | |
| Agree | 35 | 22.88 | |
| Mildly Agree | 15 | 9.80 | |
| Mildly Disagree | 4 | 2.61 | |
| Strongly Disagree | 3 | 1.96 | |
| Disagree | 6 | 3.92 | |
| Invalid | 1 | 0.65 | |

This course increased my interest in the subject matter.

| Response | Frequency | Percent | Mean: 2.20 |
|-------------------|-----------|---------|------------|
| Strongly Agree | 79 | 51.63 | |
| Agree | 25 | 16.34 | |
| Mildly Agree | 19 | 12.42 | |
| Mildly Disagree | 13 | 8.50 | |
| Disagree | 6 | 3.92 | |
| Strongly Disagree | 10 | 6.54 | |
| Invalid | 1 | 0.65 | |

The instructor had a thorough knowledge of the subject.

| Response | Frequency | Percent | Mean: 1.51 |
|-------------------|-----------|---------|------------|
| Strongly Agree | 102 | 66.67 | |
| Agree | 35 | 22.88 | |
| Mildly Agree | 9 | 5.88 | |
| Mildly Disagree | 1 | 0.65 | |
| Disagree | 4 | 2.61 | |
| Strongly Disagree | 1 | 0.65 | |
| Invalid | 1 | 0.65 | |

The instructor made the course interesting and challenging.

| Response | Frequency | Percent | Mean: 1.95 |
|-------------------|-----------|---------|------------|
| Strongly Agree | 82 | 53.59 | |
| Agree | 31 | 20.26 | |
| Mildly Agree | 20 | 13.07 | |
| Mildly Disagree | 4 | 2.61 | |
| Disagree | 7 | 4.58 | |
| Strongly Disagree | 9 | 5.88 | |

The instructor responded to questions in a helpful way.

| Response | Frequency | Percent | Mean: 1.73 |
|-------------------|-----------|---------|------------|
| Strongly Agree | 94 | 61.44 | |
| Agree | 28 | 18.30 | |
| Mildly Agree | 17 | 11.11 | |
| Mildly Disagree | 4 | 2.61 | |
| Disagree | 2 | 1.31 | |
| Strongly Disagree | 7 | 4.58 | |
| Invalid | 1 | 0.65 | |

The course was well prepared.

| Response | Frequency | Percent | Mean: 1.82 |
|-------------------|-----------|---------|------------|
| Strongly Agree | 91 | 59.48 | |
| Agree | 33 | 21.57 | |
| Mildly Agree | 11 | 7.19 | |
| Mildly Disagree | 8 | 5.23 | |
| Disagree | 2 | 1.31 | |
| Strongly Disagree | 7 | 4.58 | |
| Invalid | 1 | 0.65 | |

The course content was thorough and appropriate.

| Response | Frequency | Percent | Mean: 1.68 |
|-------------------|-----------|---------|------------|
| Strongly Agree | 95 | 62.09 | |
| Agree | 34 | 22.22 | |
| Mildly Agree | 11 | 7.19 | |
| Mildly Disagree | 5 | 3.27 | |
| Disagree | 2 | 1.31 | |
| Strongly Disagree | 5 | 3.27 | |
| Invalid | 1 | 0.65 | |

Assignments were consistent with the course objective.

| Response | Frequency | Percent | Mean: 1.55 |
|-------------------|-----------|---------|------------|
| Strongly Agree | 100 | 65.36 | |
| Agree | 34 | 22.22 | |
| Mildly Agree | 8 | 5.23 | |
| Mildly Disagree | 2 | 1.31 | |
| Disagree | 2 | 1.31 | |
| Strongly Disagree | 5 | 3.27 | |
| Invalid | 2 | 1.31 | |

The instructor provided a syllabus.

| Response | Frequency | Percent | Mean: 1.26 |
|-------------------|-----------|---------|------------|
| Strongly Agree | 124 | 81.05 | |
| Agree | 23 | 15.03 | |
| Mildly Agree | 1 | 0.65 | |
| Mildly Disagree | 1 | 0.65 | |
| Disagree | 1 | 0.65 | |
| Strongly Disagree | 2 | 1.31 | |
| Invalid | 1 | 0.65 | |

Examinations tested over materials covered and/or assigned in class.

| Response | Frequency | Percent | Mean: 1.57 |
|-------------------|-----------|---------|------------|
| Strongly Agree | 99 | 64.71 | |
| Agree | 37 | 24.18 | |
| Mildly Agree | 5 | 3.27 | |
| Mildly Disagree | 2 | 1.31 | |
| Disagree | 5 | 3.27 | |
| Strongly Disagree | 3 | 1.96 | |
| Invalid | 2 | 1.31 | |

The instructor graded and returned student work in a reasonable time.

| Response | Frequency | Percent | Mean: 1.71 |
|-------------------|-----------|---------|------------|
| Strongly Agree | 96 | 62.75 | |
| Agree | 34 | 22.22 | |
| Mildly Agree | 9 | 5.88 | |
| Mildly Disagree | 5 | 3.27 | |
| Disagree | 4 | 2.61 | |
| Strongly Disagree | 5 | 3.27 | |

The grading was objective and fair.

| Response | Frequency | Percent | Mean: 1.54 |
|-------------------|-----------|---------|------------|
| Strongly Agree | 109 | 71.24 | |
| Agree | 25 | 16.34 | |
| Mildly Agree | 9 | 5.88 | |
| Mildly Disagree | 4 | 2.61 | |
| Disagree | 2 | 1.31 | |
| Strongly Disagree | 4 | 2.61 | |

Completing a course using computer technology was easier than expected.

| Response | Frequency | Percent | Mean: 1.87 |
|-------------------|-----------|---------|------------|
| Strongly Agree | 91 | 59.48 | |
| Agree | 24 | 15.69 | |
| Mildly Agree | 18 | 11.76 | |
| Mildly Disagree | 4 | 2.61 | |
| Disagree | 5 | 3.27 | |
| Strongly Disagree | 11 | 7.19 | |

I was able to submit assignments without the instructor's help.

| Response | Frequency | Percent | Mean: 1.44 |
|-------------------|-----------|---------|------------|
| Strongly Agree | 104 | 67.97 | |
| Agree | 37 | 24.18 | |
| Mildly Agree | 7 | 4.58 | |
| Mildly Disagree | 0 | 0.00 | |
| Disagree | 2 | 1.31 | |
| Strongly Disagree | 3 | 1.96 | |

The instructor replied promptly to my questions.

| Response | Frequency | Percent | Mean: 1.58 |
|-------------------|-----------|---------|------------|
| Strongly Agree | 102 | 66.67 | |
| Agree | 34 | 22.22 | |
| Mildly Agree | 8 | 5.23 | |
| Mildly Disagree | 5 | 3.27 | |
| Disagree | 1 | 0.65 | |
| Strongly Disagree | 3 | 1.96 | |

The Discussion Boards were helpful.

| Response | Frequency | Percent | Mean: 2.09 |
|-------------------|-----------|---------|------------|
| Strongly Agree | 76 | 49.67 | |
| Agree | 36 | 23.53 | |
| Mildly Agree | 13 | 8.50 | |
| Mildly Disagree | 8 | 5.23 | |
| Disagree | 7 | 4.58 | |
| Strongly Disagree | 12 | 7.84 | |
| Invalid | 1 | 0.65 | |

Taking an Internet course was convenient for my schedule.

| Response | Frequency | Percent | Mean: 1.33 |
|-------------------|-----------|---------|------------|
| Strongly Agree | 118 | 77.12 | |
| Agree | 27 | 17.65 | |
| Mildly Agree | 4 | 2.61 | |
| Mildly Disagree | 1 | 0.65 | |
| Disagree | 1 | 0.65 | |
| Strongly Disagree | 2 | 1.31 | |

Overall, I found the distance learning class to be of high quality.

| Response | Frequency | Percent | Mean: 1.84 |
|-------------------|-----------|---------|------------|
| Strongly Agree | 90 | 58.82 | |
| Agree | 33 | 21.57 | |
| Mildly Agree | 11 | 7.19 | |
| Mildly Disagree | 7 | 4.58 | |
| Disagree | 2 | 1.31 | |
| Strongly Disagree | 10 | 6.54 | |

I felt a sense of community in this course.

| Response | Frequency | Percent | Mean: 2.29 |
|-------------------|-----------|---------|------------|
| Strongly Agree | 72 | 47.06 | |
| Agree | 25 | 16.34 | |
| Mildly Agree | 25 | 16.34 | |
| Mildly Disagree | 12 | 7.84 | |
| Disagree | 5 | 3.27 | |
| Strongly Disagree | 14 | 9.15 | |








I need to learn more about Blackboard and how to navigate an online course.

| Response | Frequency | Percent | Mean: 3.35 |
|-------------------|-----------|---------|------------|
| Strongly Agree | 37 | 24.18 | |
| Agree | 15 | 9.80 | |
| Mildly Agree | 15 | 9.80 | |
| Mildly Disagree | 13 | 8.50 | |
| Disagree | 31 | 20.26 | |
| Strongly Disagree | 41 | 26.80 | |
| Invalid | 1 | 0.65 | |

Internet courses are as effective as traditional courses.

| Response | Frequency | Percent | Mean: 2.03 |
|-------------------|-----------|---------|------------|
| Strongly Agree | 79 | 51.63 | |
| Agree | 32 | 20.92 | |
| Mildly Agree | 18 | 11.76 | |
| Mildly Disagree | 9 | 5.88 | |
| Disagree | 4 | 2.61 | |
| Strongly Disagree | 9 | 5.88 | |
| Invalid | 2 | 1.31 | |

I will enroll in a distance learning course again.

| Response | Frequency | Percent | Mean: 1.44 |
|-------------------|------------------|----------------|---|
| Strongly Agree | 106 | 69.28 |  |
| Agree | 33 | 21.57 |  |
| Mildly Agree | 7 | 4.58 |  |
| Mildly Disagree | 2 | 1.31 |  |
| Disagree | 0 | 0.00 |  |
| Strongly Disagree | 3 | 1.96 |  |
| Invalid | 2 | 1.31 |  |
